Layout Index

Layout No:	Layout Name
0103	Layout
B2-0.00	Cover Page
B2-1.01	Location and Setout Plan
B2-2.01	Block T2 - GF-IF
B2-2.02	Block T2 - 2F - Roof
B2-2.10	Wall Type Schedule - Exterior, Interior
B2-2.11	Wall Type and Setout - Block T2 - GF - 1F
B2-2.12	Wall Type and Setout - Block T2 - 2F
B2-2.20	Slab/ Floor Canister Setout - Block T2 - GF - 1F
B2-2.21	Slab/ Floor Canister Setout - Block T2 - 2F
B2-3.01	Elevations - North + South, Block T2
B2-3.02	Elevations - East + West, Block T2
B2-4.01	Section - A + B, Block T2
B2-4.02	Section - C + D, Block T2
B2-5.01	RCP - Block T2 - GF - 1F
B2-5.02	RCP - Block T2 - 2F
B2-6.01	Roof Details - Block T2
B2-6.02	Plan Details - Block T2
B2-6.03	Section Details - Block T2
B2-6.10	Stair & Lift Details
B2-7.01	Apartment B,C - 2 Bed - Layout and interiors
B2-7.02	Apartment B,C - 1 Bed - Layout and interiors
B2-8.01	Door & Window Schedule - Block T2

URBANIZE
(08) 6243 6405
0438420344
urbanize@urbanize.com.au

DATE	REV	REASON FOR ISSUE	BY
17.06.26	-	Issue for Consultants	

CONTRACTOR TO CHECK ALL DIMENSIONS & LEVELS ON SITE BEFORE COMMENCING ANY WORK OR PREPARING ANY SHOP DRAWINGS. FIGURED DIMENSIONS TAKE PRECEDENCE OVER MEASUREMENTS MANUALLY SCALED OFF DRAWINGS.
LARGE SCALE DWGS TAKE PRECEDENCE OVER SMALLER SCALE DWGS.

78 Apartments
4 Waardong Court, Halls Head, WA 6210
Sheet Name
Cover Page

Building Permit

DRAWN	CM	DESIGNED	zz
CHECKED	SM	PRINCIPAL	Principal
DATE	28/07/2026		
PROJECT No.	620-JAC	DRAWING No.	B2-0.00
Scale as shown - Half Scale @ A3		REV.	Rev -

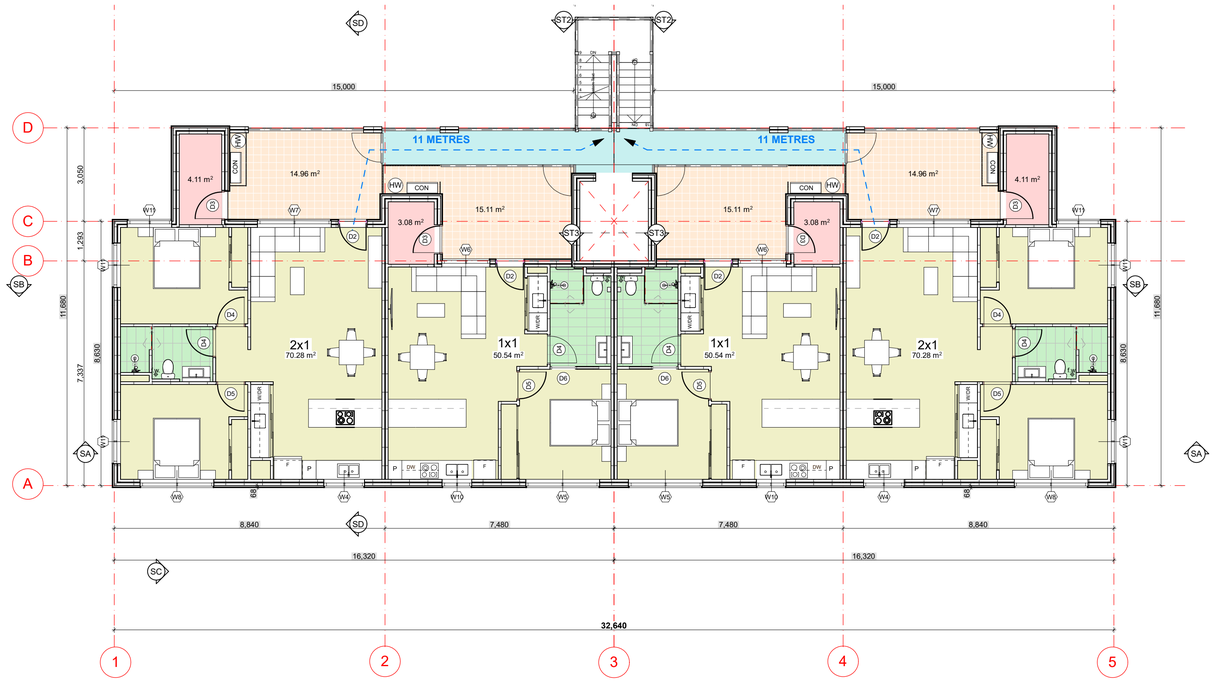

Ground Floor Plan
Scale 1:100

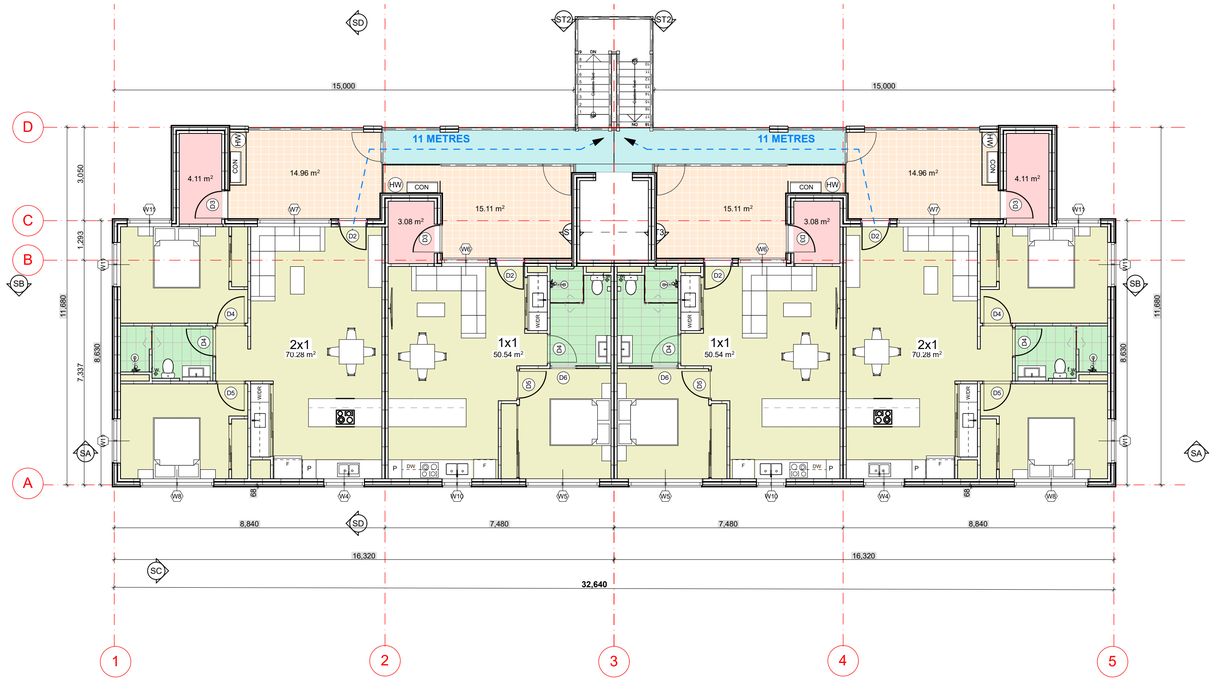

1st Floor Plan
Scale 1:100

GENERAL NOTES

1. ALL DIMENSIONS ARE IN MILLIMETRES U.N.O.
2. WRITTEN DIMENSIONS SHALL TAKE PRECEDENCE OVER SCALED DIMENSIONS.
3. CONTRACTOR SHALL CARRY OUT WORK IN CONFORMANCE WITH THE B.C.A./N.C.C. RELEVANT STANDARDS AND THE LOCAL AUTHORITY REQUIREMENTS.
4. THE MAIN CONTRACTOR IS TO ENSURE THIS DRAWING IS READ IN CONJUNCTION WITH ALL RELEVANT ARCHITECTURAL, STRUCTURAL AND SERVICE CONSULTANT DOCUMENTATION ENSURE FULL CO-ORDINATION BETWEEN TRADES PRIOR TO WORK COMMENCEMENT.
5. LARGE SCALE DRAWINGS SHALL TAKE PRECEDENCE OVER SMALLER SCALE DRAWINGS. CONTRACTOR SHALL CARRY OUT WORK IN CONFORMANCE WITH THE B.C.A./N.C.C. RELEVANT STANDARDS AND THE LOCAL AUTHORITY REQUIREMENTS.
6. SEEK CLARIFICATION FROM SUPERINTENDENT FOR ANY DISCREPANCIES.
7. ALL EXTERNAL FLOOR SURFACES TO FALL AWAY FROM BUILDING.
8. REFER INTERIOR DOCUMENTATION FOR SETOUTS AND EXACT LOCATIONS OF CABINETRY, FITTINGS, FIXTURES, PLUMBING, FLOOR WASTES AND TILING.
9. ALL MATERIALS SHALL BE NEW & COMFORM TO WHAT IS SHOWN ON THE DRAWINGS AND IN THE SCHEDULES.
10. THE CONTRACTOR SHALL CHECK & VERIFY ALL DIMENSIONS ON SITE, PRIOR TO THE COMMENCEMENT OF ANY BUILDING WORK. ALL WINDOW DIMENSIONS ARE NOMINAL AND ARE TO BE MEASURED ON SITE.
11. THE CONTRACTOR SHALL VISIT THE SITE & NOTE ALL SITE CONDITIONS & ACCESS REQUIREMENTS.
12. REFER TO WALL TYPES PLANS FOR WALL & STRUCTURAL COLUMN SETOUTS.
13. REFER SLAB SETOUT PLANS FOR SLAB SETOUTS.
14. ENSURE ALL STRUCTURAL STEEL COLUMNS WITHIN 3m OF SITE BOUNDARY TO BE FIRE PROTECTED TO CODES AND STANDARDS.
15. INSTALL FLASHINGS, EDGE TRIMS AND APPROPRIATE SEA LS AS REQUIRED TO ACHIEVE WEATHER TIGHTNESS. FINISH TO BE SAME AS ADJACENT MATERIAL U.N.O.
16. BUILDING TAG

REFER MASTER MATERIALS SCHEDULE FOR THE FOLLOWING AND MORE:
16.1STRUCTURE SURFACE FINISHES
16.2FIXTURES & FITTINGS
16.3WATERPROOFING SYSTEMS
16.4FINISHES
16.5APPLIANCES
16.6TRIMS

URBANIZE
(08) 6243 6405
0438420344
urbanize@urbanize.com.au

DATE	REV	REASON FOR ISSUE	BY
17.06.26	-	Issue for Consultants	

CONTRACTOR TO CHECK ALL DIMENSIONS & LEVELS ON SITE BEFORE COMMENCING ANY WORK OR PREPARING ANY SHOP DRAWINGS. FIGURED DIMENSIONS TAKE PRECEDENCE OVER MEASUREMENTS MANUALLY SCALED OFF DRAWINGS. LARGE SCALE DWGS TAKE PRECEDENCE OVER SMALLER SCALE DWGS.

78 Apartments
4 Waardong Court, Halls Head, WA 6210
Sheet Name
Block T2 - GF-IF

Building Permit

DRAWN	CM	DESIGNED	zz
CHECKED	SM	PRINCIPAL	Principal
DATE	28/07/2026		
PROJECT No.	620-JAC	DRAWING No.	B2-2.01
Scale as shown - Half Scale @ A3		REV.	Rev -

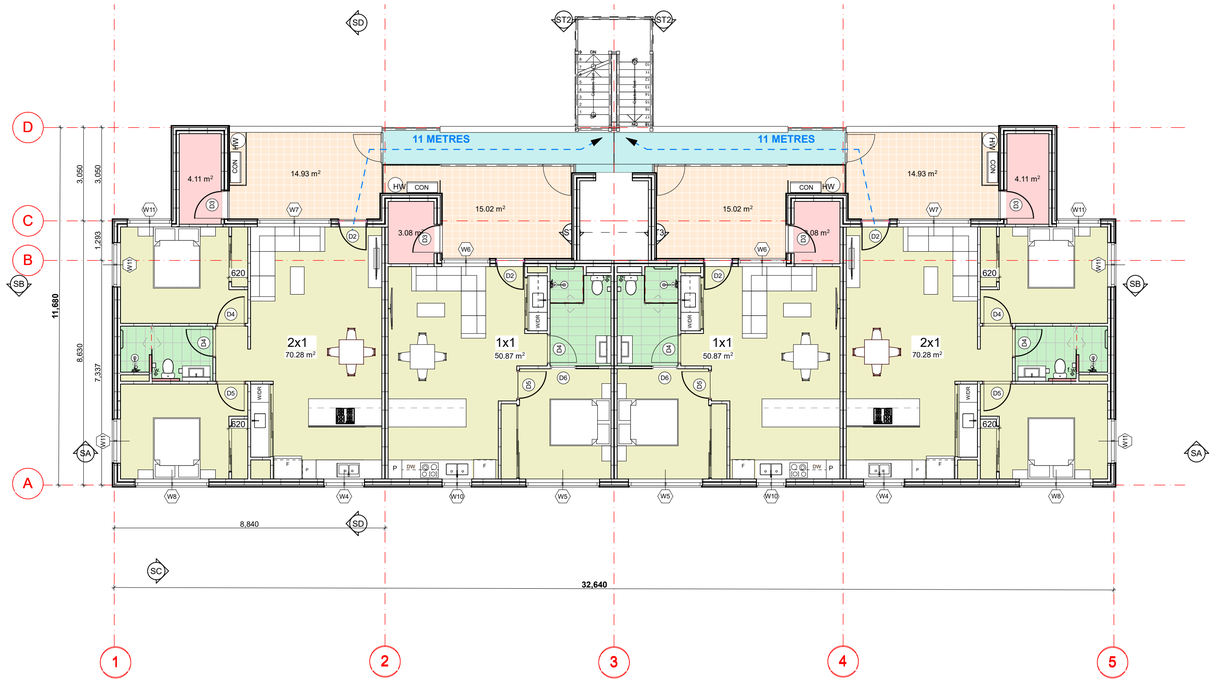

2nd Floor Plan
Scale 1:100

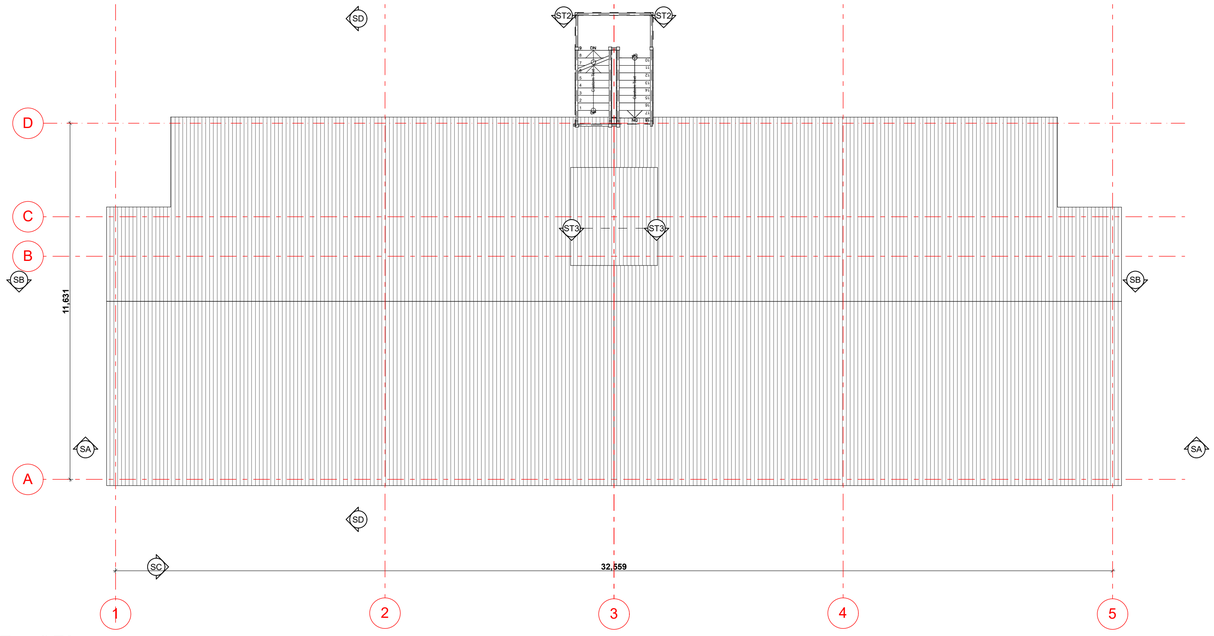

Roof Plan
Scale 1:100

GENERAL NOTES

1. ALL DIMENSIONS ARE IN MILLIMETRES U.N.O.
2. WRITTEN DIMENSIONS SHALL TAKE PRECEDENCE OVER SCALED DIMENSIONS.
3. CONTRACTOR SHALL CARRY OUT WORK IN CONFORMANCE WITH THE B.C.A./N.C.C. RELEVANT STANDARDS AND THE LOCAL AUTHORITY REQUIREMENTS.
4. THE MAIN CONTRACTOR IS TO ENSURE THIS DRAWING IS READ IN CONJUNCTION WITH ALL RELEVANT ARCHITECTURAL, STRUCTURAL AND SERVICE CONSULTANT DOCUMENTATION ENSURE FULL CO-ORDINATION BETWEEN TRADES PRIOR TO WORK COMMENCEMENT.
5. LARGE SCALE DRAWINGS SHALL TAKE PRECEDENCE OVER SMALLER SCALE DRAWINGS. CONTRACTOR SHALL CARRY OUT WORK IN CONFORMANCE WITH THE B.C.A./N.C.C. RELEVANT STANDARDS AND THE LOCAL AUTHORITY REQUIREMENTS.
6. SEEK CLARIFICATION FROM SUPERINTENDENT FOR ANY DISCREPANCIES.
7. ALL EXTERNAL FLOOR SURFACES TO FALL AWAY FROM BUILDING.
8. REFER INTERIOR DOCUMENTATION FOR SETOUTS AND EXACT LOCATIONS OF CABINETRY, FITTINGS, FIXTURES, PLUMBING, FLOOR WASTES AND TILING.
9. ALL MATERIALS SHALL BE NEW & COMFORM TO WHAT IS SHOWN ON THE DRAWINGS AND IN THE SCHEDULES.
10. THE CONTRACTOR SHALL CHECK & VERIFY ALL DIMENSIONS ON SITE, PRIOR TO THE COMMENCEMENT OF ANY BUILDING WORK. ALL WINDOW DIMENSIONS ARE NOMINAL AND ARE TO BE MEASURED ON SITE.
11. THE CONTRACTOR SHALL VISIT THE SITE & NOTE ALL SITE CONDITIONS & ACCESS REQUIREMENTS.
12. REFER TO WALL TYPES PLANS FOR WALL & STRUCTURAL COLUMN SETOUTS.
13. REFER SLAB SETOUT PLANS FOR SLAB SETOUTS.
14. ENSURE ALL STRUCTURAL STEEL COLUMNS WITHIN 3m OF SITE BOUNDARY TO BE FIRE PROTECTED TO CODES AND STANDARDS.
15. INSTALL FLASHINGS, EDGE TRIMS AND APPROPRIATE SEA LS AS REQUIRED TO ACHIEVE WEATHER TIGHTNESS. FINISH TO BE SAME AS ADJACENT MATERIAL U.N.O.
16. BUILDING TAG

REFER MASTER MATERIALS SCHEDULE FOR THE FOLLOWING AND MORE:
16.1STRUCTURE SURFACE FINISHES
16.2FIXTURES & FITTINGS
16.3WATERPROOFING SYSTEMS
16.4FINISHES
16.5APPLIANCES
16.6TRIMS

URBANIZE
(08) 6243 6405
0438420344
urbanize@urbanize.com.au

DATE	REV	REASON FOR ISSUE	BY
17.06.26	-	Issue for Consultants	

CONTRACTOR TO CHECK ALL DIMENSIONS & LEVELS ON SITE BEFORE COMMENCING ANY WORK OR PREPARING ANY SHOP DRAWINGS. FIGURED DIMENSIONS TAKE PRECEDENCE OVER MEASUREMENTS MANUALLY SCALED OFF DRAWINGS.
LARGE SCALE DWGS TAKE PRECEDENCE OVER SMALLER SCALE DWGS.

78 Apartments
4 Waardong Court, Halls Head, WA 6210
Sheet Name
Block T2 - 2F - Roof

Building Permit

DRAWN	CM	DESIGNED	zz
CHECKED	SM	PRINCIPAL	Principal
DATE	28/07/2026		
PROJECT No.	620-JAC	DRAWING No.	B2-2.02
Scale as shown - Half Scale @ A3		REV.	Rev -

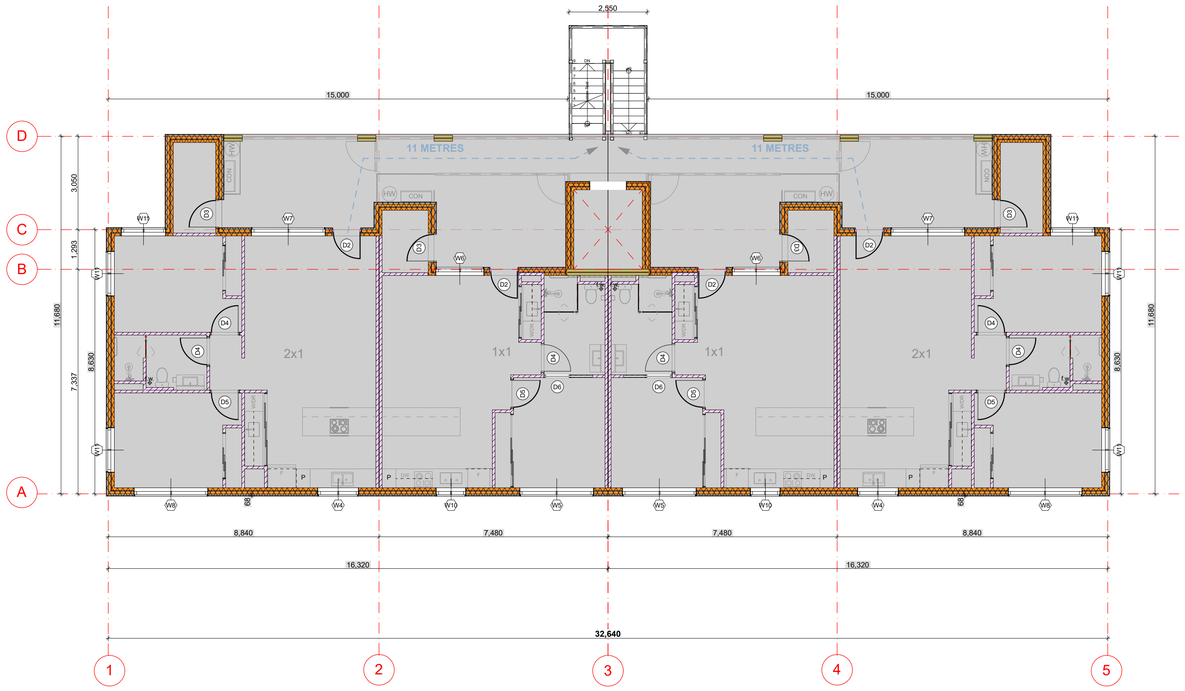

Ground Floor Wall type
Scale 1:100

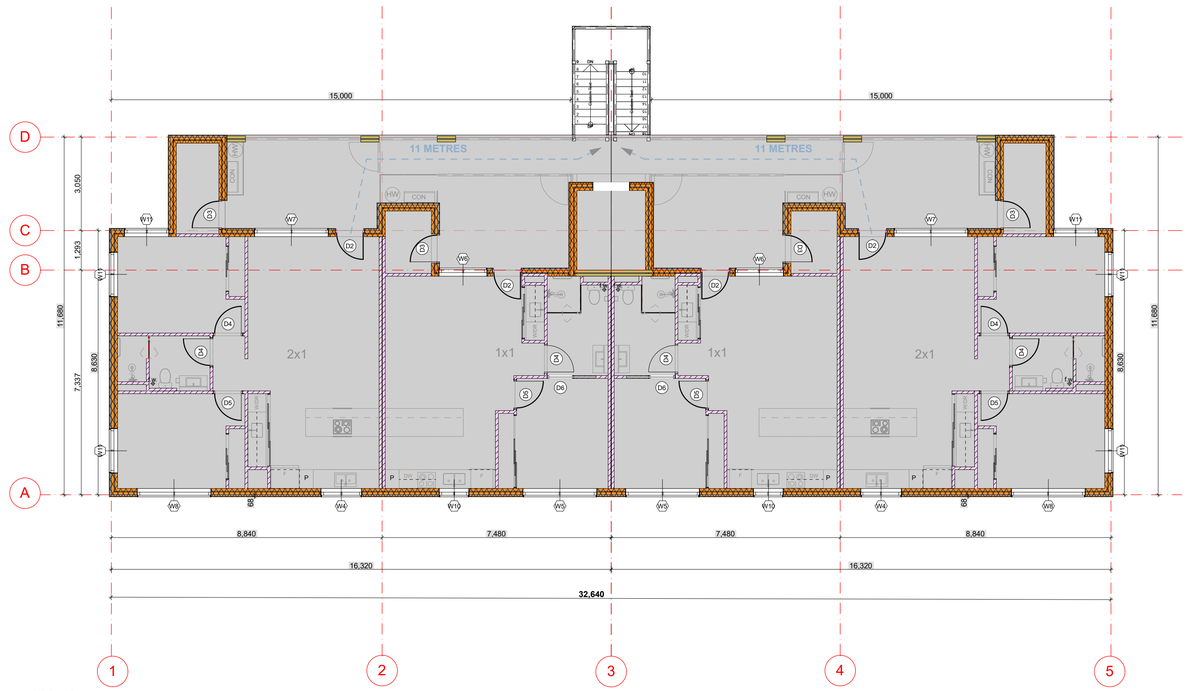

1st Floor Wall type
Scale 1:100

WALL LEGEND

- 268mm BRICKETT & STEEL STUD
- 200mm FIRE WALL
- 90mm STEEL STUD

WALL TYPE NOTES

NOTES - WALL TYPES (EXTERNAL AND INTERNAL)
1. CUSTOM PROFILED COLORBOND PARAPET CAPPING, U.N.O.
2. WATERPROOF MEMBRANE TO RETAINING WALLS, PLANTER WALLS, CONC. FASCIAS W/ SHELF ANGLE, SHOWERS, BATHS AND OTHER AREAS AS REQ'D.
3. FINAL FINISHED WALL SURFACES OF LINING MATERIAL VARYING IN THICKNESS TO BE ALIGNED AND TAPED TO ACHIEVE FLUSHED SURFACE W/O STEPPING.
4. APARTMENT BOUNDING WALLS EXTENT TO U/S OF ROOF OR SLAB ABOVE.
5. ALL STUD FRAME WALLS TO BE REINFORCED TO BE SUITABLE FOR MOUNTING CABINETRY, BASINS, BENCHES, FIXTURES, FITTINGS AND THE LIKE.
6. CONFIRM GLAZING FRAME WIDTHS AND PACK OUT ANY INTERMEDIARY COLUMNS / SUPPORTS TO ACHIEVE FLUSH FINISH.
7. ALL EXTERNAL LOADBEARING STEEL COLUMNS SHALL BE FIRE PROTECTED.
8. CROSS CHECK WITH INTERIOR DRAWINGS FOR SHOWER WALL HEIGHTS.

URBANIZE
(08) 6243 6405
0438420344
urbanize@urbanize.com.au

DATE	REV	REASON FOR ISSUE	BY
24.06.26	1	Issue for Consultants	
17.06.26	-	Issue for Consultants	

CONTRACTOR TO CHECK ALL DIMENSIONS & LEVELS ON SITE BEFORE COMMENCING ANY WORK OR PREPARING ANY SHOP DRAWINGS. FIGURED DIMENSIONS TAKE PRECEDENCE OVER MEASUREMENTS MANUALLY SCALED OFF DRAWINGS.
LARGE SCALE DWGS TAKE PRECEDENCE OVER SMALLER SCALE DWGS.

75 Apartments
4 Waardong Court, Halls Head, WA 6210
Sheet Name
Wall Type and Setout - Block T2 - GF - 1F

Building Permit

DRAWN	CM	DESIGNED	ZZ
CHECKED	SM	PRINCIPAL	Principal
DATE	28/07/2026		
PROJECT No.	620-JAC	DRAWING No.	B2-2.11
Scale as shown - Half Scale @ A3		REV.	Rev -

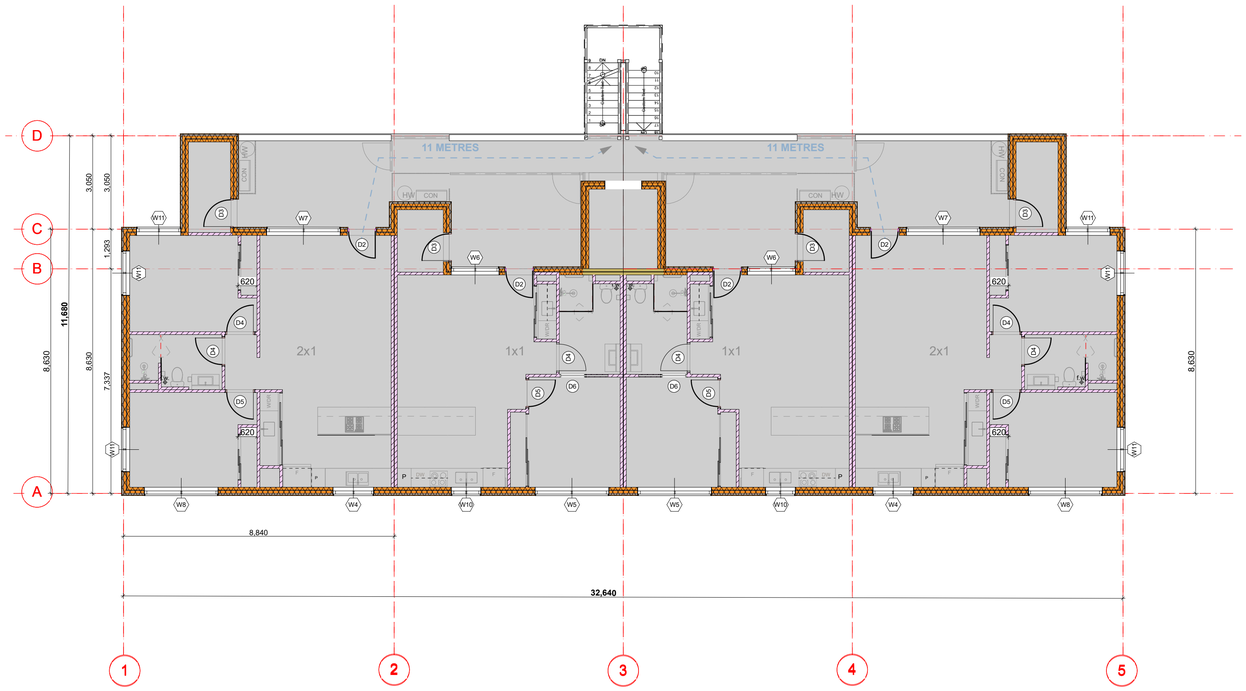

2nd Floor Wall type

Scale 1:100

WALL LEGEND

- 268mm BRICKETT & STEEL STUD
- 200mm FIRE WALL
- 90mm STEEL STUD

WALL TYPE NOTES

NOTES - WALL TYPES (EXTERNAL AND INTERNAL)
1. CUSTOM PROFILED COLORBOND PARAPET CAPPING, U.N.O.
2. WATERPROOF MEMBRANE TO RETAINING WALLS, PLANTER WALLS, CONC. FASCIAS W/ SHELF ANGLE, SHOWERS, BATHS AND OTHER AREAS AS REQ'D.
3. FINAL FINISHED WALL SURFACES OF LINING MATERIAL VARYING IN THICKNESS TO BE ALIGNED AND TAPED TO ACHIEVE FLUSHED SURFACE W/O STEPPING.
4. APARTMENT BOUNDING WALLS EXTENT TO U/S OF ROOF OR SLAB ABOVE.
5. ALL STUD FRAME WALLS TO BE REINFORCED TO BE SUITABLE FOR MOUNTING CABINETRY, BASINS, BENCHES, FIXTURES, FITTINGS AND THE LIKE.
6. CONFIRM GLAZING FRAME WIDTHS AND PACK OUT ANY INTERMEDIARY COLUMNS / SUPPORTS TO ACHIEVE FLUSH FINISH.
7. ALL EXTERNAL LOADBEARING STEEL COLUMNS SHALL BE FIRE PROTECTED.
8. CROSS CHECK WITH INTERIOR DRAWINGS FOR SHOWER WALL HEIGHTS.

URBANIZE
(08) 6243 6405
0438420344
urbanize@urbanize.com.au

DATE	REV	REASON FOR ISSUE	BY
24.06.26	1	Issue for Consultants	
17.06.26	-	Issue for Consultants	

CONTRACTOR TO CHECK ALL DIMENSIONS & LEVELS ON SITE BEFORE COMMENCING ANY WORK OR PREPARING ANY SHOP DRAWINGS. FIGURED DIMENSIONS TAKE PRECEDENCE OVER MEASUREMENTS MANUALLY SCALED OFF DRAWINGS.
LARGE SCALE DWGS TAKE PRECEDENCE OVER SMALLER SCALE DWGS.

75 Apartments
4 Waardong Court, Halls Head, WA 6210
Sheet Name
Wall Type and Setout - Block T2 - 2F

Building Permit

DRAWN	CM	DESIGNED	ZZ
CHECKED	SM	PRINCIPAL	Principal
DATE	28/07/2026		
PROJECT No.	620-JAC	DRAWING No.	B2-2.12
Scale as shown - Half Scale @ A3		REV.	Rev -

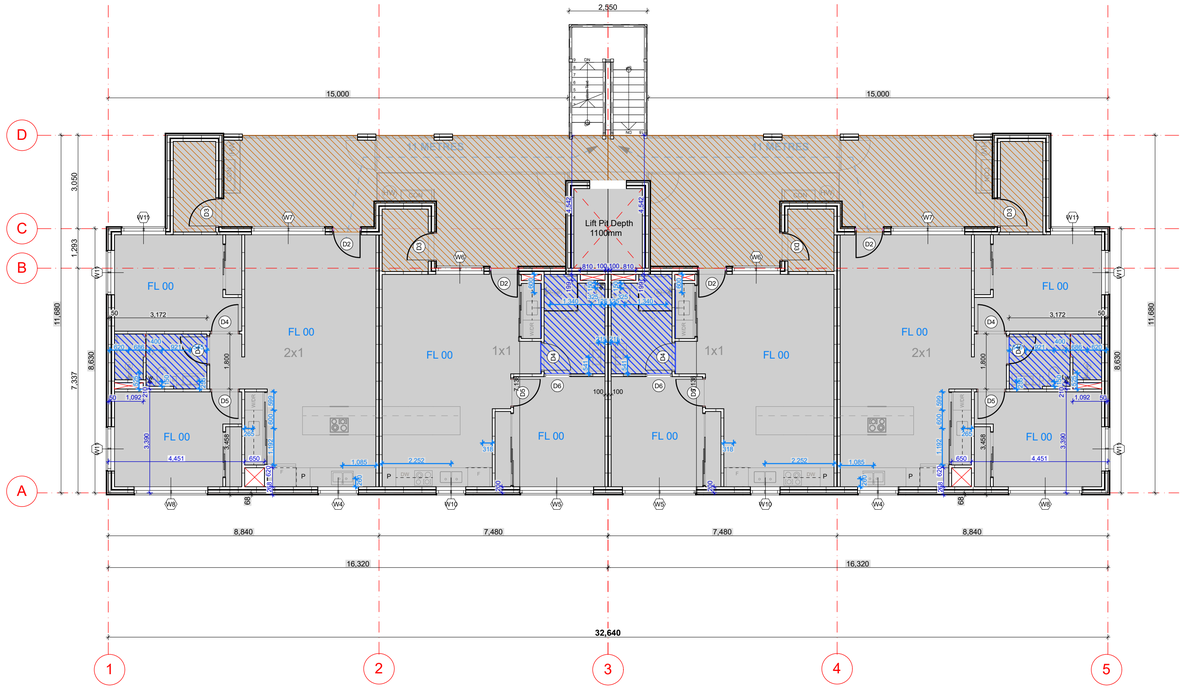

Ground Floor slab setout

Scale 1:100

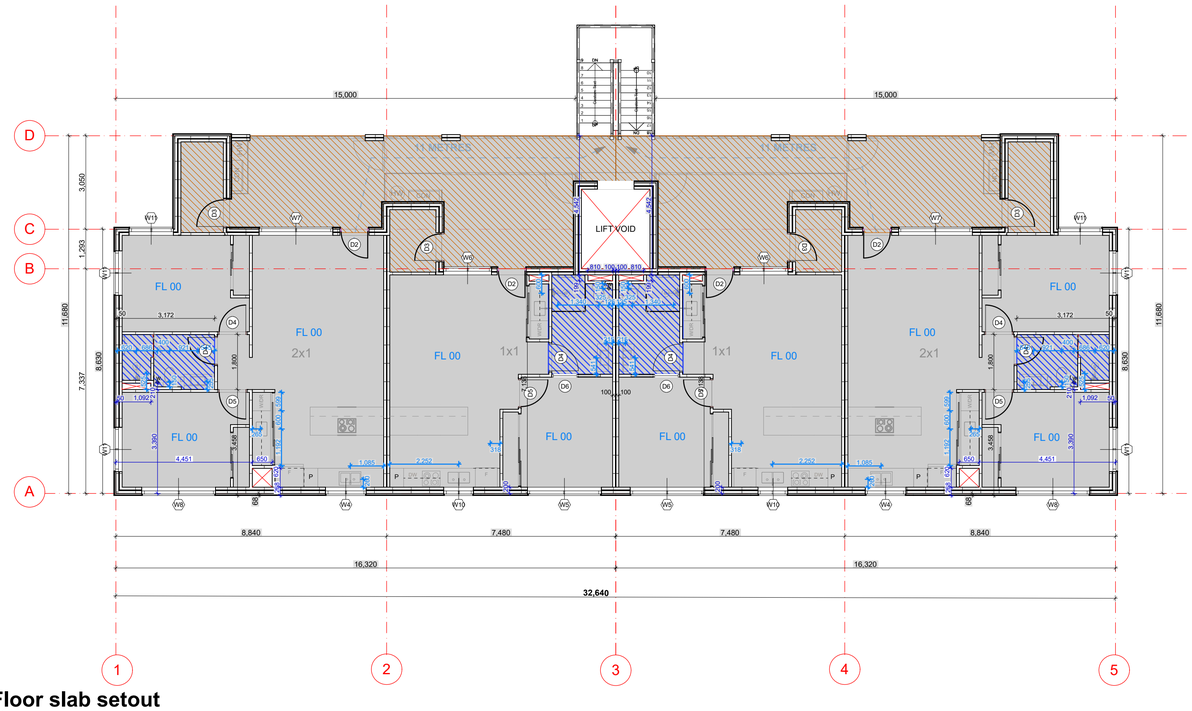

1st Floor slab setout

Scale 1:100

GENERAL NOTES

ALL DIMENSIONS ARE IN MILLIMETRES U.N.O.
WRITTEN DIMENSIONS SHALL TAKE PRECEDENCE OVER SCALED DIMENSIONS
CONTRACTOR SHALL CARRY OUT WORK IN CONFORMANCE WITH THE B C A / N C C / RELEVANT STANDARDS AND THE LOCAL AUTHORITY REQUIREMENTS
THE MAIN CONTRACTOR IS TO ENSURE THIS DRAWING IS READ IN CONJUNCTION WITH ALL RELEVANT ARCHITECTURAL, STRUCTURAL AND SERVICE CONSULTANT DOCUMENTATION TO ENSURE FULL CO-ORDINATION BETWEEN TRADES PRIOR TO WORK COMMENCEMENT
LARGE SCALE DRAWINGS SHALL TAKE PRECEDENCE OVER SMALLER SCALE DRAWINGSCONTRACTOR SHALL CARRY OUT WORK IN CONFORMANCE WITH THE B C A / N C C / RELEVANT STANDARDS AND THE LOCAL AUTHORITY REQUIREMENTS
SEEK CLARIFICATION FROM SUPERINTENDENT FOR ANY DISCREPANCIES
ALL EXTERNAL FLOOR SURFACES TO FALL AWAY FROM BUILDING
REFER INTERIOR DOCUMENTATION FOR SETOUTS AND EXACT LOCATIONS OF CABINETRY, FITTINGS, FIXTURES, PLUMBING, FLOOR WASTES AND TILING
ALL MATERIALS SHALL BE NEW & CONFORM TO WHAT IS SHOWN ON THE DRAWINGS AND IN THE SCHEDULES
THE CONTRACTOR SHALL CHECK & VERIFY ALL DIMENSIONS ON SITE, PRIOR TO THE COMMENCEMENT OF ANY BUILDING WORK. ALL WINDOW DIMENSIONS ARE NOMINAL AND ARE TO BE MEASURED ON SITE
THE CONTRACTOR SHALL VISIT THE SITE & NOTE ALL SITE CONDITIONS & ACCESS REQUIREMENTS
REFER TO WALL TYPES PLANS FOR WALL & STRUCTURAL COLUMN SETOUTS
REFER SLAB SETOUT PLANS FOR SLAB SETOUTS
ENSURE ALL STRUCTURAL STEEL COLUMNS WITHIN 3m OF SITE BOUNDARY TO BE FIRE PROTECTED TO CODES AND STANDARDS
INSTALL FLASHINGS, EDGE TRIMS AND APPROPRIATE SEAL AS REQUIRED TO ACHIEVE WEATHER TIGHTNESS. FINISH TO BE SAME AS ADJACENT MATERIAL U.N.O.

NOTES

- KUNISEAL (O.A.E.) TO ALL COLD JOINTS
- CONFIRM LOCATION OF INSPECTION / CLEANOUT POINTS TO ALL SOIL STACKS WITH ARCHITECT PRIOR TO INSTALLATION
- SERVICES PENETRATION THROUGH WALLS AND FLOORS WHICH REQUIRES FIRE RATING SHALL BE PROTECTED BY APPROPRIATE FIRE COLLAR
- RAINWATER PIPES, WASTE PIPES, SOIL STACKS AND THE LIKE IN WALL CAVITIES SHALL BE ACOUSTICALLY LAGGED O.A.E.
- DRAINAGE PIPES OF BALCONIES, PLANTERS, CONC. ROOFS SHALL BE CAST INTO SLAB WHERE THERE IS NO SUFFICIENT CEILING SPACE OR NO SOFFIT LINING TO CONCEAL PIPES. APPLICABLE TO ALL AREAS EXCEPT FOR THE CONCRETE SOFFIT OF CARPARK / DRIVEWAY
- FLOOR WASTES, DRAINAGE POINTS AND PLANTER DRAINS TO LOCATIONS SHOWN ON FLOOR PLANS. REFER NOTE ABOVE FOR PIPE CAST INTO SLABS. REF. HYD
- PROVIDE SKIRTING TILES AND DOOR THRESHOLD TILES TO BALCONIES
- PROVIDE COMPLIANCE ALUMINIUM NOSING TO STAIR TREADS
- PROVIDE RONDO FINISHING TRIMS TO ALL HARDWALL PLASTER AND DRYLINED INTERNAL & EXTERNAL WALLS. RONDO TRIM MATERIAL SELECTIONS SHALL BE APPROPRIATE FOR THE INTENDED ENVIRONMENT
- GENERAL ARRANGEMENT PLANS DIMENSIONED TO WALL LINING
- PROVIDE FINISHING EDGE TRIMS FOR INTERNAL & EXTERNAL TIMBER FLOOR, TILED FLOOR, TILED WALL AT THE FOLLOWING TYPICAL LOCATIONS:
  a) HORIZONTAL SURFACES:
    i) ALONG THE CHANGE OF FINISHES
    ii) ALONG FREE EDGE END TERMINATIONS
    iii) ALONG EXTERNAL CORNER JUNCTIONS OF HORIZONTAL & VERTICAL SURFACES
  b) VERTICAL SURFACES:
    i) ALONG FREE EDGE END TERMINATIONS

NOTES:
DIMENSIONS PROVIDED ON GENERAL ARRANGEMENT PLANS ARE TO WALL STRUCTURE

FLOOR PLANS
OVERALL SETOUTS, WINDOWS AND DOORS TYPES.
GENERAL APARTMENTS LAYOUTS AND PLUMBING LOCATIONS

WALL TYPES
FULL SETOUT OF WALLS AND WINDOWS, WALL TYPES TAGGED FOR REFERENCE.

SLAB SETOUT
LOCATION OF SLABEDGES, SET DOWS, PENETRATIONS AND PLUMBING SETOUT

LEGEND:

- 40mm WET AREA SET DOWN
- 86mm LOWER EXTERNAL SLAB
- SLAB OPENING

NOTES:

- STRUCTURAL ENGINEER DRAWINGS TAKE PRECEDENCE FOR SLAB THICKNESS.
- FIRE COLLAR TO SERVICE PENETRATION THROUGH SLAB. TYPICAL.
- SERVICES SHAFTS PENETRATING THROUGH S.O.U. MUST ACHIEVE FRL -/90/90.
- CROSS CHECK SLAB SETOUT WITH WALL SETOUT DRAWINGS.
- TYPICALLY, WET AREA SETDOWN ARE ALIGNED TO STUD FRAME FACE.
  PLASTERBOARD / FYRECHEK TO BE FLUSH AGAINST STUD AND SLAB SETDOWN FACE.
- TYPICALLY, EXTERNAL SLAB STEPS ARE TO EXTERNAL FYRECHEK FACE.
- DIMENSIONS PROVIDED ARE TO STRUCTURE EXCLUDING FINISHES LAYERS.

URBANIZE
(08) 6243 6405
0438420344
urbanize@urbanize.com.au

DATE	REV	REASON FOR ISSUE	BY
24.06.26	1	Issue for Consultants	
17.06.26	-	Issue for Consultants	

CONTRACTOR TO CHECK ALL DIMENSIONS & LEVELS ON SITE BEFORE COMMENCING ANY WORK OR PREPARING ANY SHOP DRAWINGS. FIGURED DIMENSIONS TAKE PRECEDENCE OVER MEASUREMENTS MANUALLY SCALED OFF DRAWINGS.
LARGE SCALE DWGS TAKE PRECEDENCE OVER SMALLER SCALE DWGS.

75 Apartments
4 Waardong Court, Halls Head, WA 6210

Sheet Name
Slab/ Floor Canister Setout - Block T2 - GF - 1F

Building Permit

DRAWN	CM	DESIGNED	zz
CHECKED	SM	PRINCIPAL	Principal
DATE	28/07/2026		
PROJECT No.	620-JAC	DRAWING No.	B2-2.20
Scale as shown - Half Scale @ A3		REV.	Rev -

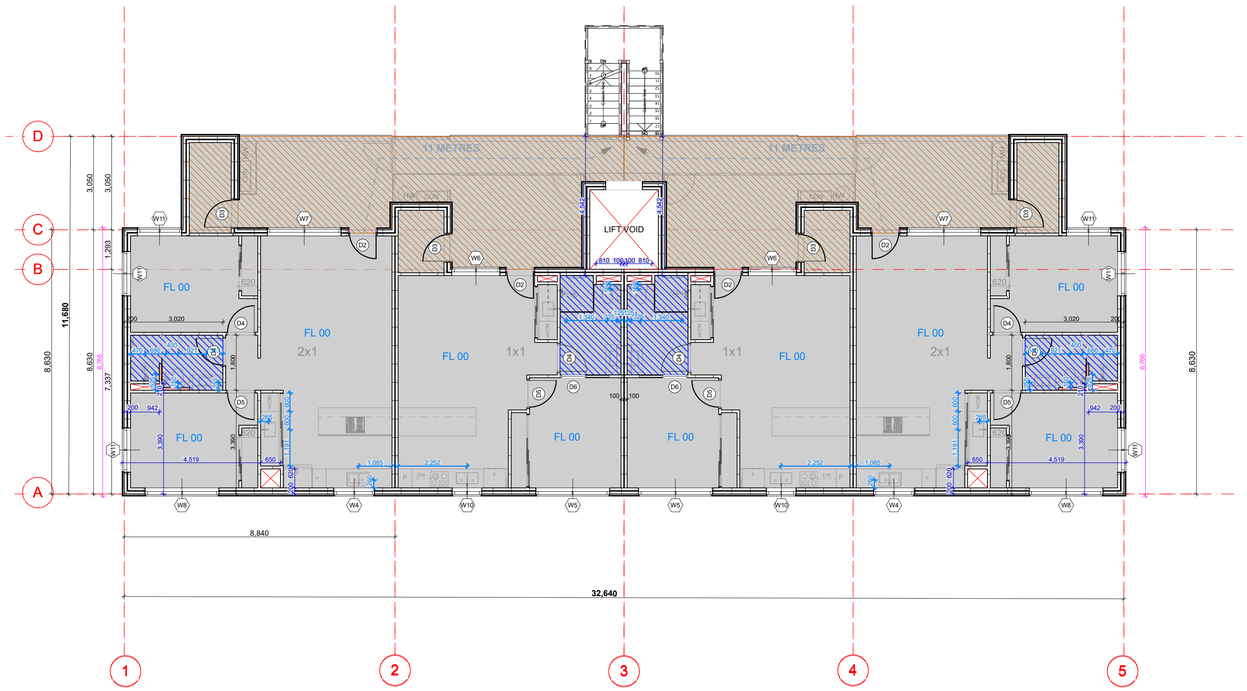

2nd Floor slab setout

Scale 1:100

GENERAL NOTES

ALL DIMENSIONS ARE IN MILLIMETRES U.N.O.
WRITTEN DIMENSIONS SHALL TAKE PRECEDENCE OVER SCALED DIMENSIONS
CONTRACTOR SHALL CARRY OUT WORK IN CONFORMANCE WITH THE B C A / N C C / RELEVANT STANDARDS AND THE LOCAL AUTHORITY REQUIREMENTS
THE MAIN CONTRACTOR IS TO ENSURE THIS DRAWING IS READ IN CONJUNCTION WITH ALL RELEVANT ARCHITECTURAL, STRUCTURAL AND SERVICE CONSULTANT DOCUMENTATION TO ENSURE FULL CO-ORDINATION BETWEEN TRADES PRIOR TO WORK COMMENCEMENT
LARGE SCALE DRAWINGS SHALL TAKE PRECEDENCE OVER SMALLER SCALE DRAWINGSCONTRACTOR SHALL CARRY OUT WORK IN CONFORMANCE WITH THE B C A / N C C / RELEVANT STANDARDS AND THE LOCAL AUTHORITY REQUIREMENTS
SEEK CLARIFICATION FROM SUPERINTENDENT FOR ANY DISCREPANCIES
ALL EXTERNAL FLOOR SURFACES TO FALL AWAY FROM BUILDING
REFER INTERIOR DOCUMENTATION FOR SETOUTS AND EXACT LOCATIONS OF CABINETRY, FITTINGS, FIXTURES, PLUMBING, FLOOR WASTES AND TILING
ALL MATERIALS SHALL BE NEW & CONFORM TO WHAT IS SHOWN ON THE DRAWINGS AND IN THE SCHEDULES
THE CONTRACTOR SHALL CHECK & VERIFY ALL DIMENSIONS ON SITE, PRIOR TO THE COMMENCEMENT OF ANY BUILDING WORK. ALL WINDOW DIMENSIONS ARE NOMINAL AND ARE TO BE MEASURED ON SITE
THE CONTRACTOR SHALL VISIT THE SITE & NOTE ALL SITE CONDITIONS & ACCESS REQUIREMENTS
REFER TO WALL TYPES PLANS FOR WALL & STRUCTURAL COLUMN SETOUTS
REFER SLAB SETOUT PLANS FOR SLAB SETOUTS
ENSURE ALL STRUCTURAL STEEL COLUMNS WITHIN 3m OF SITE BOUNDARY TO BE FIRE PROTECTED TO CODES AND STANDARDS
INSTALL FLASHINGS, EDGE TRIMS AND APPROPRIATE SEAL AS REQUIRED TO ACHIEVE WEATHER TIGHTNESS. FINISH TO BE SAME AS ADJACENT MATERIAL U.N.O.

NOTES

- KUNISEAL (O.A.E.) TO ALL COLD JOINTS
- CONFIRM LOCATION OF INSPECTION / CLEANOUT POINTS TO ALL SOIL STACKS WITH ARCHITECT PRIOR TO INSTALLATION
- SERVICES PENETRATION THROUGH WALLS AND FLOORS WHICH REQUIRES FIRE RATING SHALL BE PROTECTED BY APPROPRIATE FIRE COLLAR
- RAINWATER PIPES, WASTE PIPES, SOIL STACKS AND THE LIKE IN WALL CAVITIES SHALL BE ACOUSTICALLY LAGGED O.A.E.
- DRAINAGE PIPES OF BALCONIES, PLANTERS, CONC. ROOFS SHALL BE CAST INTO SLAB WHERE THERE IS NO SUFFICIENT CEILING SPACE OR NO SOFFIT LINING TO CONCEAL PIPES. APPLICABLE TO ALL AREAS EXCEPT FOR THE CONCRETE SOFFIT OF CARPARK / DRIVEWAY
- FLOOR WASTES, DRAINAGE POINTS AND PLANTER DRAINS TO LOCATIONS SHOWN ON FLOOR PLANS. REFER NOTE ABOVE FOR PIPE CAST INTO SLABS. REF. HYD
- PROVIDE SKIRTING TILES AND DOOR THRESHOLD TILES TO BALCONIES
- PROVIDE COMPLIANCE ALUMINIUM NOSING TO STAIR TREADS
- PROVIDE RONDO FINISHING TRIMS TO ALL HARDWALL PLASTER AND DRYLINED INTERNAL & EXTERNAL WALLS. RONDO TRIM MATERIAL SELECTIONS SHALL BE APPROPRIATE FOR THE INTENDED ENVIRONMENT
- GENERAL ARRANGEMENT PLANS DIMENSIONED TO WALL LINING
- PROVIDE FINISHING EDGE TRIMS FOR INTERNAL & EXTERNAL TIMBER FLOOR, TILED FLOOR, TILED WALL AT THE FOLLOWING TYPICAL LOCATIONS:

a) HORIZONTAL SURFACES:
 i) ALONG THE CHANGE OF FINISHES
 ii) ALONG FREE EDGE END TERMINATIONS
 iii) ALONG EXTERNAL CORNER JUNCTIONS OF HORIZONTAL & VERTICAL SURFACES
b) VERTICAL SURFACES:
 i) ALONG FREE EDGE END TERMINATIONS

NOTES:
DIMENSIONS PROVIDED ON GENERAL ARRANGEMENT PLANS ARE TO WALL STRUCTURE

FLOOR PLANS
OVERALL SETOUTS, WINDOWS AND DOORS TYPES. GENERAL APARTMENTS LAYOUTS AND PLUMBING LOCATIONS

WALL TYPES
FULL SETOUT OF WALLS AND WINDOWS, WALL TYPES TAGGED FOR REFERENCE.

SLAB SETOUT
LOCATION OF SLABEDGES, SET DOWS, PENETRATIONS AND PLUMBING SETOUT

LEGEND:

- 40mm WET AREA SET DOWN
- 86mm LOWER EXTERNAL SLAB
- SLAB OPENING

NOTES:

- STRUCTURAL ENGINEER DRAWINGS TAKE PRECEDENCE FOR SLAB THICKNESS.
- FIRE COLLAR TO SERVICE PENETRATION THROUGH SLAB. TYPICAL.
- SERVICES SHAFTS PENETRATING THROUGH S.O.U. MUST ACHIEVE FRL -/90/90.
- CROSS CHECK SLAB SETOUT WITH WALL SETOUT DRAWINGS.
- TYPICALLY, WET AREA SETDOWN ARE ALIGNED TO STUD FRAME FACE. PLASTERBOARD / FYRECHEK TO BE FLUSH AGAINST STUD AND SLAB SETDOWN FACE.
- TYPICALLY, EXTERNAL SLAB STEPS ARE TO EXTERNAL FYRECHEK FACE.
- DIMENSIONS PROVIDED ARE TO STRUCTURE EXCLUDING FINISHES LAYERS.

URBANIZE
(08) 6243 6405
0438420344
urbanize@urbanize.com.au

DATE	REV	REASON FOR ISSUE	BY
24.06.26	1	Issue for Consultants	
17.06.26	-	Issue for Consultants	

CONTRACTOR TO CHECK ALL DIMENSIONS & LEVELS ON SITE BEFORE COMMENCING ANY WORK OR PREPARING ANY SHOP DRAWINGS. FIGURED DIMENSIONS TAKE PRECEDENCE OVER MEASUREMENTS MANUALLY SCALED OFF DRAWINGS.
LARGE SCALE DWGS TAKE PRECEDENCE OVER SMALLER SCALE DWGS.

75 Apartments
4 Waardong Court, Halls Head, WA 6210
Sheet Name
Slab/ Floor Canister Setout - Block T2 - 2F

Building Permit

DRAWN	CM	DESIGNED	zz
CHECKED	SM	PRINCIPAL	Principal
DATE	28/07/2026		
PROJECT No.	620-JAC	DRAWING No.	B2-2.21
Scale as shown - Half Scale @ A3		REV.	Rev -

Elevation Front
Scale 1:100

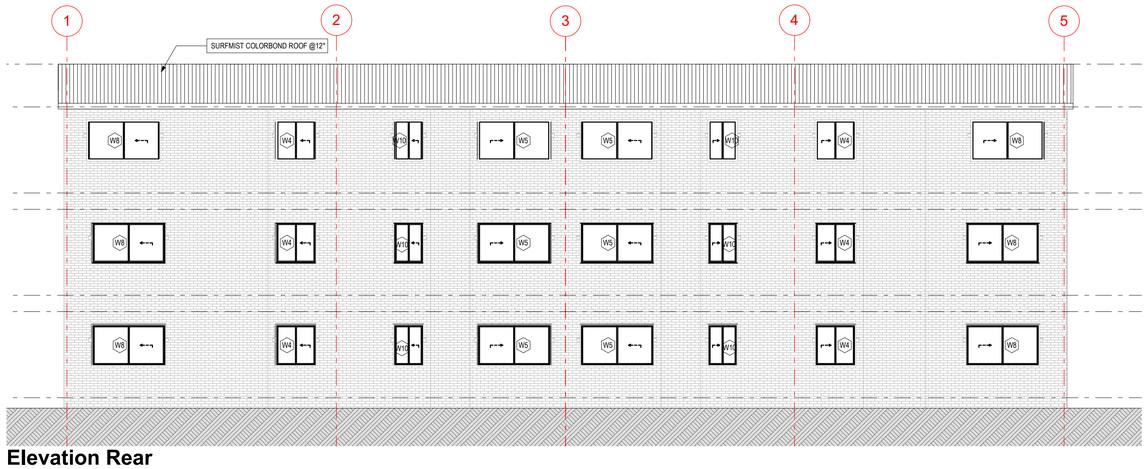

Elevation Rear
Scale 1:100

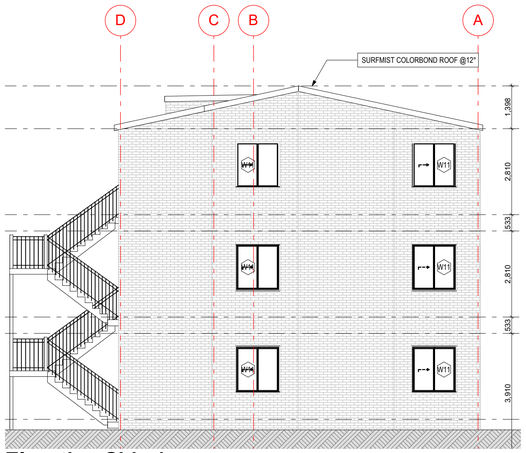

Elevation Side 1
Scale 1:100

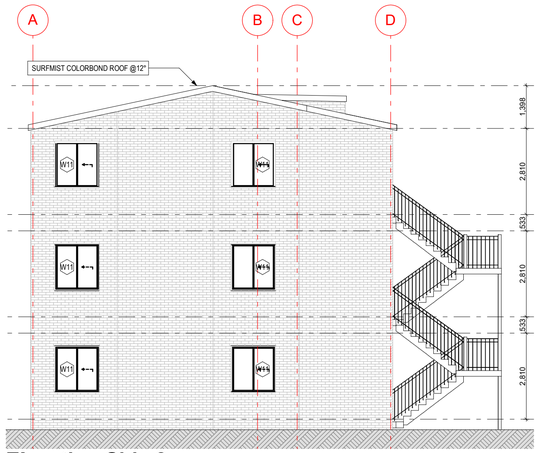

Elevation Side 2
Scale 1:100

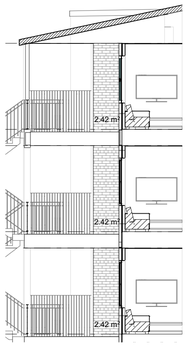

SECTION SB3
Scale 1:100

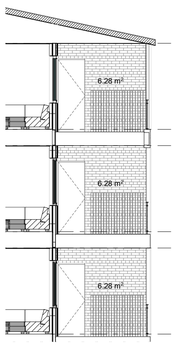

SECTION SB4
Scale 1:100

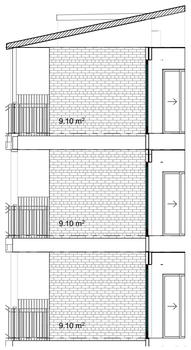

SECTION SB5
Scale 1:100

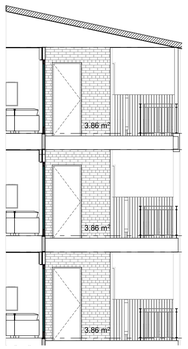

SECTION SB6
Scale 1:100

WF-01	NUBRICK TRADITIONAL DOMAIN TERRACOTTA
WF-02	INNOVA WOODGRAIN DARK MAHOGANY
WF-03	NUBRICK TRADITIONAL DOMAIN TERRACOTTA- STACK BOND
WF-04	NUBRICK TRADITIONAL ACLAND CREAM
WF-05	INNOVA GREY OAK
D-XX	SEE DOOR SCHEDULE
W-XX	SEE WINDOW SCHEDULE

GENERAL NOTES

1. ALL DIMENSIONS ARE IN MILLIMETRES U.N.O.
2. WRITTEN DIMENSIONS SHALL TAKE PRECEDENCE OVER SCALED DIMENSIONS.
3. CONTRACTOR SHALL CARRY OUT WORK IN CONFORMANCE WITH THE B.C.A./N.C.C. RELEVANT STANDARDS AND THE LOCAL AUTHORITY REQUIREMENTS.
4. THE MAIN CONTRACTOR IS TO ENSURE THIS DRAWING IS READ IN CONJUNCTION WITH ALL RELEVANT ARCHITECTURAL, STRUCTURAL AND SERVICE CONSULTANT DOCUMENTATION ENSURE FULL CO-ORDINATION BETWEEN TRADES PRIOR TO WORK COMMENCEMENT.
5. LARGE SCALE DRAWINGS SHALL TAKE PRECEDENCE OVER SMALLER SCALE DRAWINGS. CONTRACTOR SHALL CARRY OUT WORK IN CONFORMANCE WITH THE B.C.A./N.C.C. RELEVANT STANDARDS AND THE LOCAL AUTHORITY REQUIREMENTS.
6. SEEK CLARIFICATION FROM SUPERINTENDENT FOR ANY DISCREPANCIES.
7. ALL EXTERNAL FLOOR SURFACES TO FALL AWAY FROM BUILDING.
8. REFER INTERIOR DOCUMENTATION FOR SETOUTS AND EXACT LOCATIONS OF CABINETRY, FITTINGS, FIXTURES, PLUMBING, FLOOR WASTES AND TILING.
9. ALL MATERIALS SHALL BE NEW & COMFORM TO WHAT IS SHOWN ON THE DRAWINGS AND IN THE SCHEDULES.
10. THE CONTRACTOR SHALL CHECK & VERIFY ALL DIMENSIONS ON SITE, PRIOR TO THE COMMENCEMENT OF ANY BUILDING WORK. ALL WINDOW DIMENSIONS ARE NOMINAL AND ARE TO BE MEASURED ON SITE.
11. THE CONTRACTOR SHALL VISIT THE SITE & NOTE ALL SITE CONDITIONS & ACCESS REQUIREMENTS.
12. REFER TO WALL TYPES PLANS FOR WALL & STRUCTURAL COLUMN SETOUTS.
13. REFER SLAB SETOUT PLANS FOR SLAB SETOUTS.
14. ENSURE ALL STRUCTURAL STEEL COLUMNS WITHIN 3m OF SITE BOUNDARY TO BE FIRE PROTECTED TO CODES AND STANDARDS.
15. INSTALL FLASHINGS, EDGE TRIMS AND APPROPRIATE SEA LS AS REQUIRED TO ACHIEVE WEATHER TIGHTNESS. FINISH TO BE SAME AS ADJACENT MATERIAL U.N.O.
16. BUILDING TAG

REFER MASTER MATERIALS SCHEDULE FOR THE FOLLOWING AND MORE:
16.1STRUCTURE SURFACE FINISHES
16.2FIXTURES & FITTINGS
16.3WATERPROOFING SYSTEMS
16.4FINISHES
16.5APPLIANCES
16.6TRIMS

URBANIZE
(08) 6243 6405
0438420344
urbanize@urbanize.com.au

DATE	REV	REASON FOR ISSUE	BY
17.06.26	-	Issue for Consultants	

CONTRACTOR TO CHECK ALL DIMENSIONS & LEVELS ON SITE BEFORE COMMENCING ANY WORK OR PREPARING ANY SHOP DRAWINGS. FIGURED DIMENSIONS TAKE PRECEDENCE OVER MEASUREMENTS MANUALLY SCALED OFF DRAWINGS. LARGE SCALE DWGS TAKE PRECEDENCE OVER SMALLER SCALE DWGS.

78 Apartments
4 Waardong Court, Halls Head, WA 6210
Sheet Name
Elevations - North + South, Block T2

Building Permit

DRAWN	CM	DESIGNED	zz
CHECKED	SM	PRINCIPAL	Principal
DATE	28/07/2026		
PROJECT No.	620-JAC	DRAWING No.	B2-3.01
Scale as shown - Half Scale @ A3		REV.	Rev -

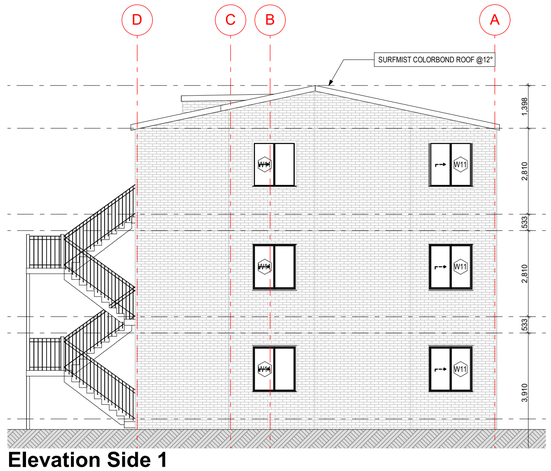

Elevation Side 1
Scale 1:100

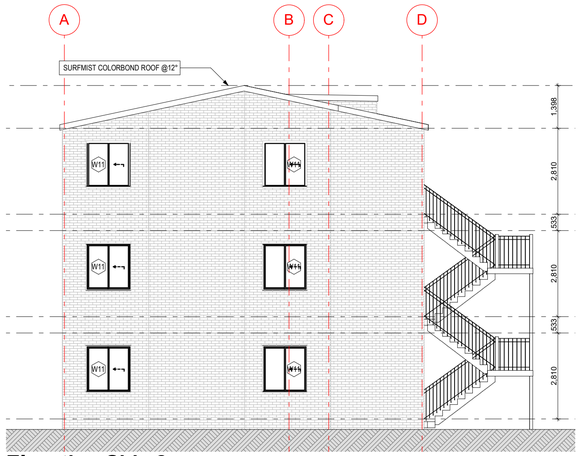

Elevation Side 2
Scale 1:100

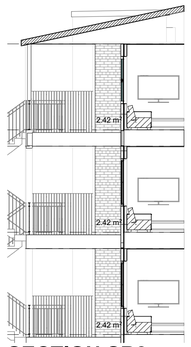

SECTION SB3
Scale 1:100

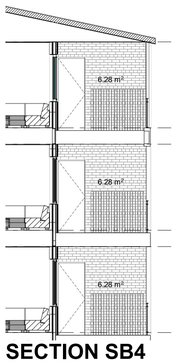

SECTION SB4
Scale 1:100

SECTION SB5
Scale 1:100

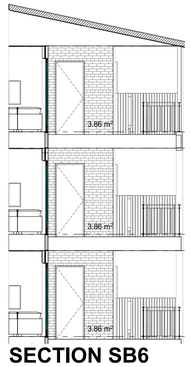

SECTION SB6
Scale 1:100

WF-01	NUBRICK TRADITIONAL DOMAIN TERRACOTTA
WF-02	INNOVA WOODGRAIN DARK MAHOGANY
WF-03	NUBRICK TRADITIONAL DOMAIN TERRACOTTA- STACK BOND
WF-04	NUBRICK TRADITIONAL ACLAND CREAM
WF-05	INNOVA GREY OAK
D-XX	SEE DOOR SCHEDULE
W-XX	SEE WINDOW SCHEDULE

GENERAL NOTES

1. ALL DIMENSIONS ARE IN MILLIMETRES U.N.O.
2. WRITTEN DIMENSIONS SHALL TAKE PRECEDENCE OVER SCALED DIMENSIONS.
3. CONTRACTOR SHALL CARRY OUT WORK IN CONFORMANCE WITH THE B.C.A./N.C.C. RELEVANT STANDARDS AND THE LOCAL AUTHORITY REQUIREMENTS.
4. THE MAIN CONTRACTOR IS TO ENSURE THIS DRAWING IS READ IN CONJUNCTION WITH ALL RELEVANT ARCHITECTURAL, STRUCTURAL AND SERVICE CONSULTANT DOCUMENTATION ENSURE FULL CO-ORDINATION BETWEEN TRADES PRIOR TO WORK COMMENCEMENT.
5. LARGE SCALE DRAWINGS SHALL TAKE PRECEDENCE OVER SMALLER SCALE DRAWINGS. CONTRACTOR SHALL CARRY OUT WORK IN CONFORMANCE WITH THE B.C.A./N.C.C. RELEVANT STANDARDS AND THE LOCAL AUTHORITY REQUIREMENTS.
6. SEEK CLARIFICATION FROM SUPERINTENDENT FOR ANY DISCREPANCIES.
7. ALL EXTERNAL FLOOR SURFACES TO FALL AWAY FROM BUILDING.
8. REFER INTERIOR DOCUMENTATION FOR SETOUTS AND EXACT LOCATIONS OF CABINETRY, FITTINGS, FIXTURES, PLUMBING, FLOOR WASTES AND TILING.
9. ALL MATERIALS SHALL BE NEW & COMFORM TO WHAT IS SHOWN ON THE DRAWINGS AND IN THE SCHEDULES.
10. THE CONTRACTOR SHALL CHECK & VERIFY ALL DIMENSIONS ON SITE, PRIOR TO THE COMMENCEMENT OF ANY BUILDING WORK. ALL WINDOW DIMENSIONS ARE NOMINAL AND ARE TO BE MEASURED ON SITE.
11. THE CONTRACTOR SHALL VISIT THE SITE & NOTE ALL SITE CONDITIONS & ACCESS REQUIREMENTS.
12. REFER TO WALL TYPES PLANS FOR WALL & STRUCTURAL COLUMN SETOUTS.
13. REFER SLAB SETOUT PLANS FOR SLAB SETOUTS.
14. ENSURE ALL STRUCTURAL STEEL COLUMNS WITHIN 3m OF SITE BOUNDARY TO BE FIRE PROTECTED TO CODES AND STANDARDS.
15. INSTALL FLASHINGS, EDGE TRIMS AND APPROPRIATE SEA LS AS REQUIRED TO ACHIEVE WEATHER TIGHTNESS. FINISH TO BE SAME AS ADJACENT MATERIAL U.N.O.
16. BUILDING TAG

REFER MASTER MATERIALS SCHEDULE FOR THE FOLLOWING AND MORE:
16.1STRUCTURE SURFACE FINISHES
16.2FIXTURES & FITTINGS
16.3WATERPROOFING SYSTEMS
16.4FINISHES
16.5APPLIANCES
16.6TRIMS

URBANIZE
(08) 6243 6405
0438420344
urbanize@urbanize.com.au

DATE	REV	REASON FOR ISSUE	BY
17.06.26	-	Issue for Consultants	

CONTRACTOR TO CHECK ALL DIMENSIONS & LEVELS ON SITE BEFORE COMMENCING ANY WORK OR PREPARING ANY SHOP DRAWINGS. FIGURED DIMENSIONS TAKE PRECEDENCE OVER MEASUREMENTS MANUALLY SCALED OFF DRAWINGS.
LARGE SCALE DWGS TAKE PRECEDENCE OVER SMALLER SCALE DWGS.

78 Apartments
4 Waardong Court, Halls Head, WA 6210
Sheet Name
Elevations - East + West, Block T2

Building Permit

DRAWN	CM	DESIGNED	zz
CHECKED	SM	PRINCIPAL	Principal
DATE	28/07/2026		
PROJECT No.	620-JAC	DRAWING No.	B2-3.02
		REV.	Rev -

Scale as shown - Half Scale @ A3

SECTION A
Scale 1:50

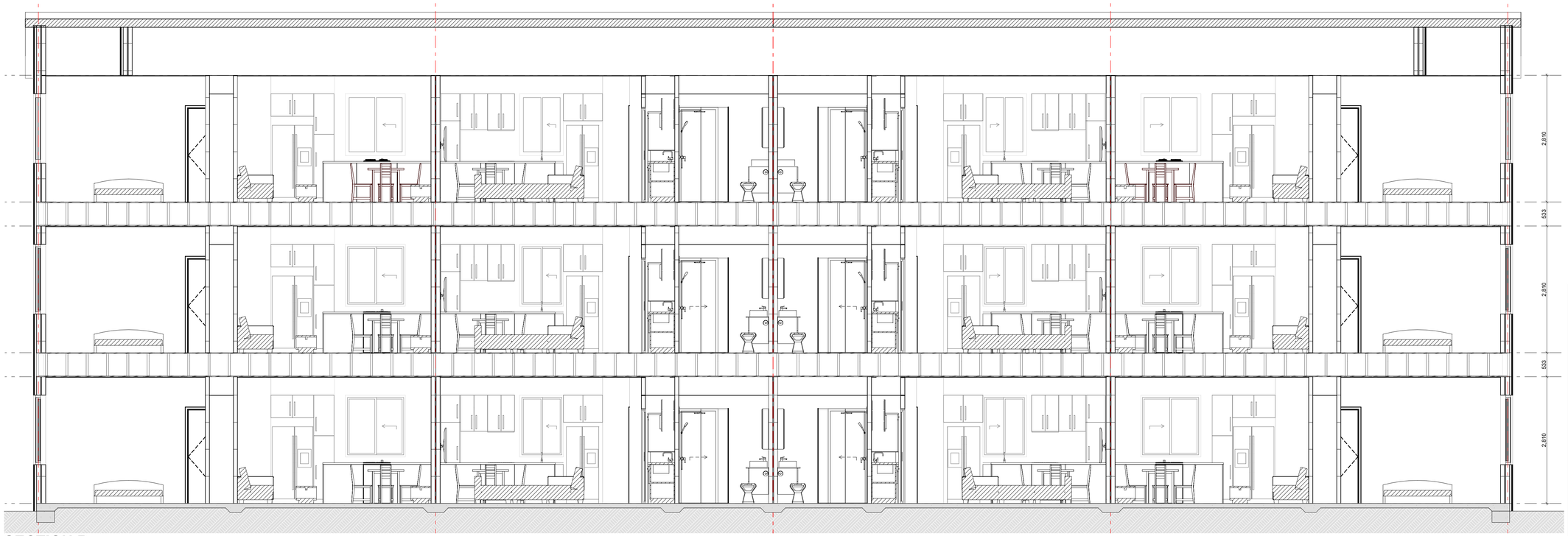

SECTION B
Scale 1:50

GENERAL NOTES

1. ALL DIMENSIONS ARE IN MILLIMETRES U.N.O.
2. WRITTEN DIMENSIONS SHALL TAKE PRECEDENCE OVER SCALED DIMENSIONS.
3. CONTRACTOR SHALL CARRY OUT WORK IN CONFORMANCE WITH THE B.C.A./N.C.C. RELEVANT STANDARDS AND THE LOCAL AUTHORITY REQUIREMENTS.
4. THE MAIN CONTRACTOR IS TO ENSURE THIS DRAWING IS READ IN CONJUNCTION WITH ALL RELEVANT ARCHITECTURAL, STRUCTURAL AND SERVICE CONSULTANT DOCUMENTATION ENSURE FULL CO-ORDINATION BETWEEN TRADES PRIOR TO WORK COMMENCEMENT.
5. LARGE SCALE DRAWINGS SHALL TAKE PRECEDENCE OVER SMALLER SCALE DRAWINGS. CONTRACTOR SHALL CARRY OUT WORK IN CONFORMANCE WITH THE B.C.A./N.C.C. RELEVANT STANDARDS AND THE LOCAL AUTHORITY REQUIREMENTS.
6. SEEK CLARIFICATION FROM SUPERINTENDENT FOR ANY DISCREPANCIES.
7. ALL EXTERNAL FLOOR SURFACES TO FALL AWAY FROM BUILDING.
8. REFER INTERIOR DOCUMENTATION FOR SETOUTS AND EXACT LOCATIONS OF CABINETRY, FITTINGS, FIXTURES, PLUMBING, FLOOR WASTES AND TILING.
9. ALL MATERIALS SHALL BE NEW & COMFORM TO WHAT IS SHOWN ON THE DRAWINGS AND IN THE SCHEDULES.
10. THE CONTRACTOR SHALL CHECK & VERIFY ALL DIMENSIONS ON SITE, PRIOR TO THE COMMENCEMENT OF ANY BUILDING WORK. ALL WINDOW DIMENSIONS ARE NOMINAL AND ARE TO BE MEASURED ON SITE.
11. THE CONTRACTOR SHALL VISIT THE SITE & NOTE ALL SITE CONDITIONS & ACCESS REQUIREMENTS.
12. REFER TO WALL TYPES PLANS FOR WALL & STRUCTURAL COLUMN SETOUTS.
13. REFER SLAB SETOUT PLANS FOR SLAB SETOUTS.
14. ENSURE ALL STRUCTURAL STEEL COLUMNS WITHIN 3m OF SITE BOUNDARY TO BE FIRE PROTECTED TO CODES AND STANDARDS.
15. INSTALL FLASHINGS, EDGE TRIMS AND APPROPRIATE SEA LS AS REQUIRED TO ACHIEVE WEATHER TIGHTNESS. FINISH TO BE SAME AS ADJACENT MATERIAL U.N.O.
16. BUILDING TAG

REFER MASTER MATERIALS SCHEDULE FOR THE FOLLOWING AND MORE:
16.1STRUCTURE SURFACE FINISHES
16.2FIXTURES & FITTINGS
16.3WATERPROOFING SYSTEMS
16.4FINISHES
16.5APPLIANCES
16.6TRIMS

URBANIZE
(08) 6243 6405
0438420344
urbanize@urbanize.com.au

DATE	REV	REASON FOR ISSUE	BY
17.06.26	-	Issue for Consultants	

CONTRACTOR TO CHECK ALL DIMENSIONS & LEVELS ON SITE BEFORE COMMENCING ANY WORK OR PREPARING ANY SHOP DRAWINGS. FIGURED DIMENSIONS TAKE PRECEDENCE OVER MEASUREMENTS MANUALLY SCALED OFF DRAWINGS.
LARGE SCALE DWGS TAKE PRECEDENCE OVER SMALLER SCALE DWGS.

78 Apartments
4 Waardong Court, Halls Head, WA 6210
Sheet Name
Section - A + B, Block T2
Building Permit

DRAWN	CM	DESIGNED	zz
CHECKED	SM	PRINCIPAL	Principal
DATE	28/07/2026		
PROJECT No.	620-JAC	DRAWING No.	B2-4.01
Scale as shown - Half Scale @ A3		REV.	Rev -

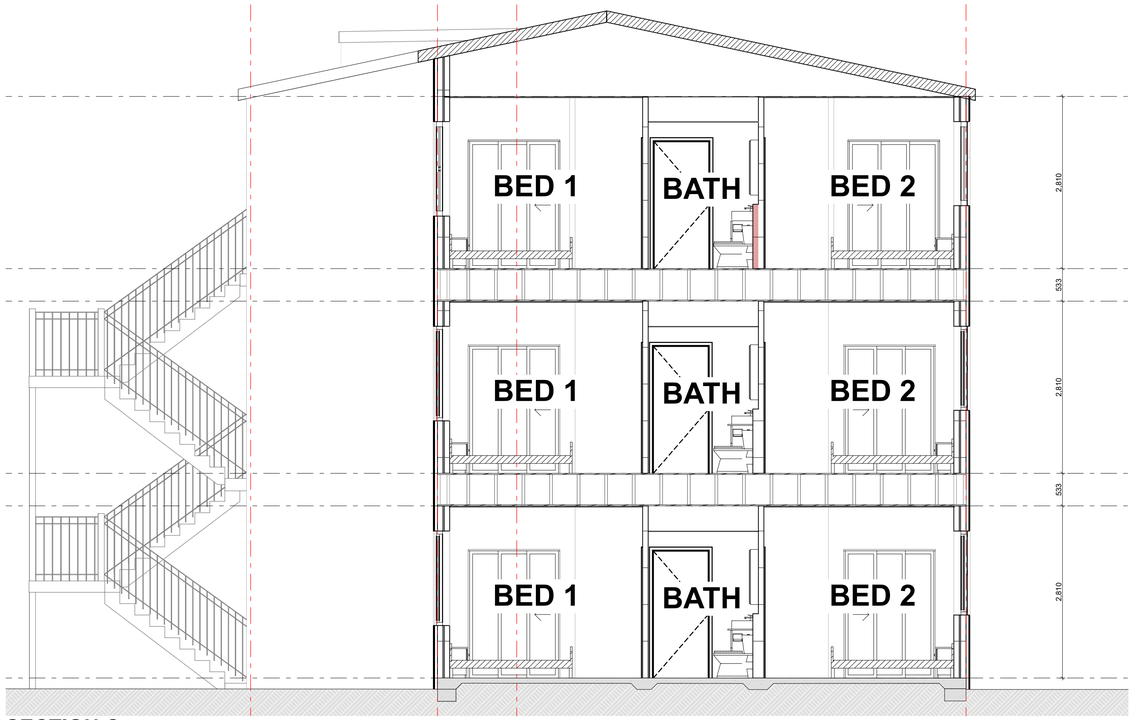

SECTION C
Scale 1:50

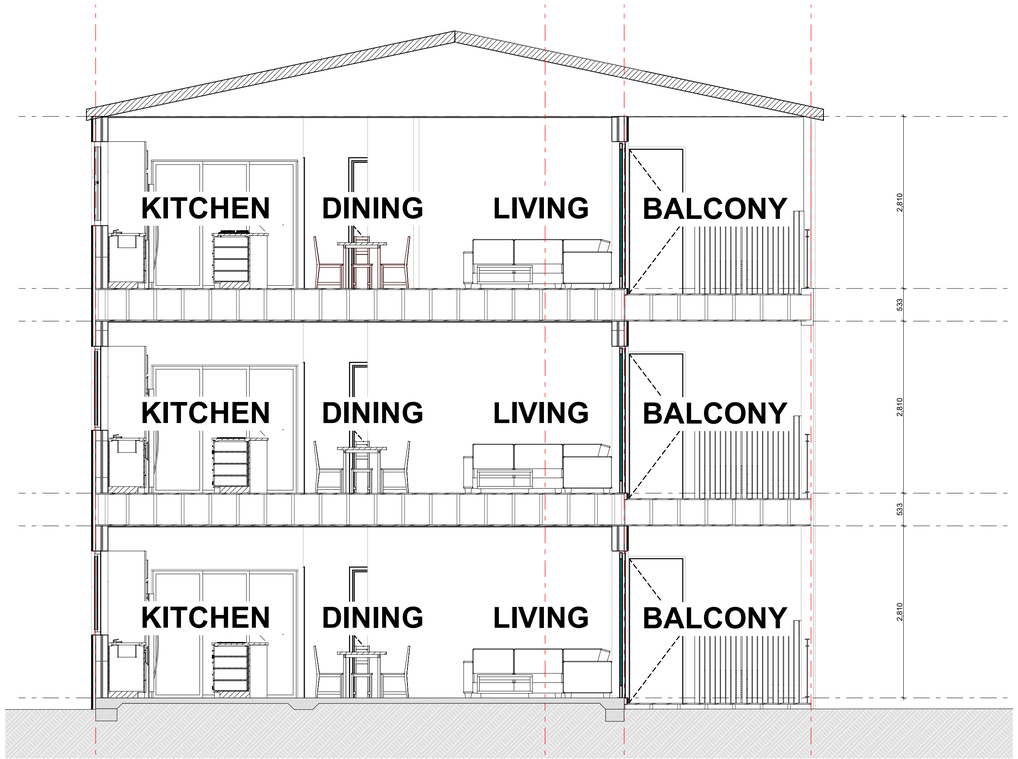

SECTION D
Scale 1:50

GENERAL NOTES

1. ALL DIMENSIONS ARE IN MILLIMETRES U.N.O.
2. WRITTEN DIMENSIONS SHALL TAKE PRECEDENCE OVER SCALED DIMENSIONS.
3. CONTRACTOR SHALL CARRY OUT WORK IN CONFORMANCE WITH THE B.C.A./N.C.C. RELEVANT STANDARDS AND THE LOCAL AUTHORITY REQUIREMENTS.
4. THE MAIN CONTRACTOR IS TO ENSURE THIS DRAWING IS READ IN CONJUNCTION WITH ALL RELEVANT ARCHITECTURAL, STRUCTURAL AND SERVICE CONSULTANT DOCUMENTATION ENSURE FULL CO-ORDINATION BETWEEN TRADES PRIOR TO WORK COMMENCEMENT.
5. LARGE SCALE DRAWINGS SHALL TAKE PRECEDENCE OVER SMALLER SCALE DRAWINGS. CONTRACTOR SHALL CARRY OUT WORK IN CONFORMANCE WITH THE B.C.A./N.C.C. RELEVANT STANDARDS AND THE LOCAL AUTHORITY REQUIREMENTS.
6. SEEK CLARIFICATION FROM SUPERINTENDENT FOR ANY DISCREPANCIES.
7. ALL EXTERNAL FLOOR SURFACES TO FALL AWAY FROM BUILDING.
8. REFER INTERIOR DOCUMENTATION FOR SETOUTS AND EXACT LOCATIONS OF CABINETRY, FITTINGS, FIXTURES, PLUMBING, FLOOR WASTES AND TILING.
9. ALL MATERIALS SHALL BE NEW & COMFORM TO WHAT IS SHOWN ON THE DRAWINGS AND IN THE SCHEDULES.
10. THE CONTRACTOR SHALL CHECK & VERIFY ALL DIMENSIONS ON SITE, PRIOR TO THE COMMENCEMENT OF ANY BUILDING WORK. ALL WINDOW DIMENSIONS ARE NOMINAL AND ARE TO BE MEASURED ON SITE.
11. THE CONTRACTOR SHALL VISIT THE SITE & NOTE ALL SITE CONDITIONS & ACCESS REQUIREMENTS.
12. REFER TO WALL TYPES PLANS FOR WALL & STRUCTURAL COLUMN SETOUTS.
13. REFER SLAB SETOUT PLANS FOR SLAB SETOUTS.
14. ENSURE ALL STRUCTURAL STEEL COLUMNS WITHIN 3m OF SITE BOUNDARY TO BE FIRE PROTECTED TO CODES AND STANDARDS.
15. INSTALL FLASHINGS, EDGE TRIMS AND APPROPRIATE SEA LS AS REQUIRED TO ACHIEVE WEATHER TIGHTNESS. FINISH TO BE SAME AS ADJACENT MATERIAL U.N.O.
16. BUILDING TAG

REFER MASTER MATERIALS SCHEDULE FOR THE FOLLOWING AND MORE:
16.1STRUCTURE SURFACE FINISHES
16.2FIXTURES & FITTINGS
16.3WATERPROOFING SYSTEMS
16.4FINISHES
16.5APPLIANCES
16.6TRIMS

URBANIZE
(08) 6243 6405
0438420344
urbanize@urbanize.com.au

DATE	REV	REASON FOR ISSUE	BY
17.06.26	-	Issue for Consultants	

CONTRACTOR TO CHECK ALL DIMENSIONS & LEVELS ON SITE BEFORE COMMENCING ANY WORK OR PREPARING ANY SHOP DRAWINGS. FIGURED DIMENSIONS TAKE PRECEDENCE OVER MEASUREMENTS MANUALLY SCALED OFF DRAWINGS. LARGE SCALE DWGS TAKE PRECEDENCE OVER SMALLER SCALE DWGS.

78 Apartments
4 Waardong Court, Halls Head, WA 6210
Sheet Name
Section - C + D, Block T2

Building Permit

DRAWN	CM	DESIGNED	zz
CHECKED	SM	PRINCIPAL	Principal
DATE	28/07/2026		
PROJECT No.	620-JAC	DRAWING No.	B2-4.02
Scale as shown - Half Scale @ A3		REV.	Rev -

Ground Floor reflective ceiling plan
Scale 1:100

1st Floor reflective ceiling plan
Scale 1:100

CEILING LEGEND

XXX — CEILING MATERIAL TYPE / CORNICE TYPE. REFER ARCH. MATERIALS SCHEDULE

XXX — FINISHES HEIGHT ABOVE RESPECTIVE INTERNAL STRUCTURAL FLOOR LEVEL

FLUSH JOINT PLASTERBOARD CEILING. PAINTED FINISH.

FLUSH JOINT MOISTURE RESISTANT PLASTERBOARD CEILING. PAINTED FINISH.

6MM FIBRE CEMENT FLUSH JOINT SOFFIT. PAINTED FINISH.

UNDERSIDE OF SUSPENDED FLOOR SLAB. RENDERED FINISH U.N.O

FLUSH JOINT FIBRE CEMENT CEILING. PAINTED FINISH.

CEILING NOTES

1.NOMINATED CEILING HEIGHTS ARE TAKEN FROM RESPECTIVE FLOOR PLAN SFL,U.N.O.

2.ALL INTERNAL PLASTERBOARD CEILINGS AND BULKHEADS FLUSHED AND PAINTED, U.N.O.
REFER INTERIOR SCHEDULE FOR COLOUR.

3.ALL EXTERNAL SOFFIT LINING NEGATIVE JOINTS AND PAINTED,U.N.O.

4.LUMINAIRE SELECTIONS MAY REQUIRE CANISTERS FOR RECESSING INTO CONCRETE SOFFIT BUILDER TO ALLOW.

5.PLASTERBOARD CEILINGS WITHIN WET AREAS AND EXTERNAL ARE TO BE MOISTURE RESISTANT.

6.WHERE THERE IS A DROP CEILING TO A HIGH CEILING CORNICE TO THE HIGH CEILING ONLY SQUARE-SET CORNICE FOR DROP CEILING (ie . KITCHENS, ROBES WITH SLIDING DOORS & LAUNDRY CUPBOARDS)

7.CORNICES TO FULL CEILING PERIMETER INCLUDING WHERE CEILING MEETS BULKHEAD/DROPPED CEILINGS EXCEPTIONS AS BELOW:
- WHERE CABINET TOPS FINISH AT CEILING LEVEL STOP CORNICE AT CABINET TOP TRIMS/SCRIBER (DO NOT CONTINUE IN FRONT OF TOP TRIMS)
- WHERE THERE IS A BLIND RECESS

8.REFER TO SERVICE CONSULTANT DRAWINGS FOR FULL EXTENT OF ELECTRICAL AND
MECHANICAL SERVICES INCLUDING:

- LIGHTING LAYOUT
- POWER, DATE AND COMMS
- DRY FIRE SERVICE EQUIPMENT
- MECHANICAL SERVICES
- CEILING ACCESS PANELS FOR SERVICES WITHIN CEILING SPACE
- WET AREA EXHAUST

URBANIZE
(08) 6243 6405
0438420344
urbanize@urbanize.com.au

DATE	REV	REASON FOR ISSUE	BY
24.06.26	1	Issue for Consultants	
17.06.26	-	Issue for Consultants	

CONTRACTOR TO CHECK ALL DIMENSIONS & LEVELS ON SITE BEFORE COMMENCING ANY WORK OR PREPARING ANY SHOP DRAWINGS. FIGURED DIMENSIONS TAKE PRECEDENCE OVER MEASUREMENTS MANUALLY SCALED OFF DRAWINGS.
LARGE SCALE DWGS TAKE PRECEDENCE OVER SMALLER SCALE DWGS.

75 Apartments
4 Waardong Court, Halls Head, WA 6210
Sheet Name
RCP - Block T2 - GF - 1F

Building Permit

DRAWN	CM	DESIGNED	zz
CHECKED	SM	PRINCIPAL	Principal
DATE	28/07/2026		
PROJECT No.	620-JAC	DRAWING No.	B2-5.01
REV.	Rev -		

Scale as shown - Half Scale @ A3

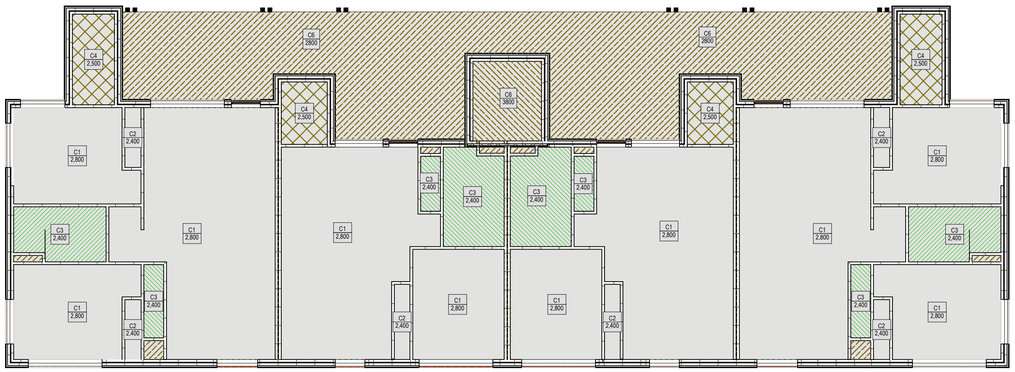

2nd Floor reflective ceiling plan

Scale 1:100

CEILING LEGEND

XXX
XXX

CEILING MATERIAL TYPE / CORNICE TYPE. REFER ARCH. MATERIALS SCHEDULE

FINISHES HEIGHT ABOVE RESPECTIVE INTERNAL STRUCTURAL FLOOR LEVEL

FLUSH JOINT PLASTERBOARD CEILING. PAINTED FINISH.

FLUSH JOINT MOISTURE RESISTANT PLASTERBOARD CEILING. PAINTED FINISH.

6MM FIBRE CEMENT FLUSH JOINT SOFFIT. PAINTED FINISH.

UNDERSIDE OF SUSPENDED FLOOR SLAB. RENDERED FINISH U.N.O

FLUSH JOINT FIBRE CEMENT CEILING. PAINTED FINISH.

CEILING NOTES

1.NOMINATED CEILING HEIGHTS ARE TAKEN FROM RESPECTIVE FLOOR PLAN SFL,U.N.O.

2.ALL INTERNAL PLASTERBOARD CEILINGS AND BULKHEADS FLUSHED AND PAINTED, U.N.O.
REFER INTERIOR SCHEDULE FOR COLOUR.

3.ALL EXTERNAL SOFFIT LINING NEGATIVE JOINTS AND PAINTED,U.N.O.

4.LUMINAIRE SELECTIONS MAY REQUIRE CANISTERS FOR RECESSING INTO CONCRETE SOFFIT BUILDER TO ALLOW.

5.PLASTERBOARD CEILINGS WITHIN WET AREAS AND EXTERNAL ARE TO BE MOISTURE RESISTANT.

6.WHERE THERE IS A DROP CEILING TO A HIGH CEILING CORNICE TO THE HIGH CEILING ONLY SQUARE-SET CORNICE FOR DROP CEILING (ie . KITCHENS, ROBES WITH SLIDING DOORS & LAUNDRY CUPBOARDS)

7.CORNICES TO FULL CEILING PERIMETER INCLUDING WHERE CEILING MEETS BULKHEAD/DROPPED CEILINGS EXCEPTIONS AS BELOW:
- WHERE CABINET TOPS FINISH AT CEILING LEVEL STOP CORNICE AT CABINET TOP TRIMS/SCRIBER (DO NOT CONTINUE IN FRONT OF TOP TRIMS)
- WHERE THERE IS A BLIND RECESS

8.REFER TO SERVICE CONSULTANT DRAWINGS FOR FULL EXTENT OF ELECTRICAL AND
MECHANICAL SERVICES INCLUDING:

- LIGHTING LAYOUT
- POWER, DATE AND COMMS
- DRY FIRE SERVICE EQUIPMENT
- MECHANICAL SERVICES
- CEILING ACCESS PANELS FOR SERVICES WITHIN CEILING SPACE
- WET AREA EXHAUST

URBANIZE
(08) 6243 6405
0438420344
urbanize@urbanize.com.au

DATE	REV	REASON FOR ISSUE	BY
24.06.26	1	Issue for Consultants	
17.06.26	-	Issue for Consultants	

CONTRACTOR TO CHECK ALL DIMENSIONS & LEVELS ON SITE BEFORE COMMENCING ANY WORK OR PREPARING ANY SHOP DRAWINGS. FIGURED DIMENSIONS TAKE PRECEDENCE OVER MEASUREMENTS MANUALLY SCALED OFF DRAWINGS.
LARGE SCALE DWGS TAKE PRECEDENCE OVER SMALLER SCALE DWGS.

75 Apartments
4 Waardong Court, Halls Head, WA 6210

Sheet Name
RCP - Block T2 - 2F

Building Permit

DRAWN	CM	DESIGNED	zz
CHECKED	SM	PRINCIPAL	Principal
DATE	28/07/2026		
PROJECT No.	620-JAC	DRAWING No.	B2-5.02
REV.	Rev -		

Scale as shown - Half Scale @ A3

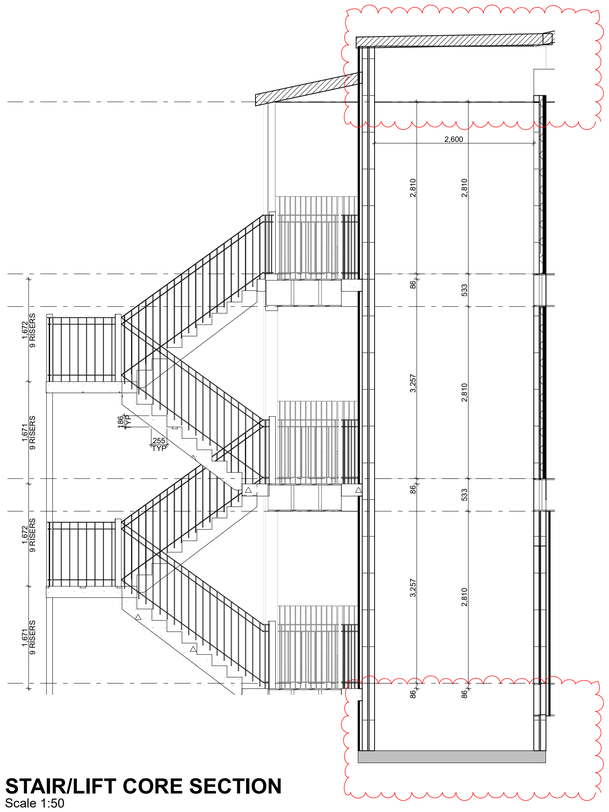

STAIR/LIFT CORE SECTION
Scale 1:50

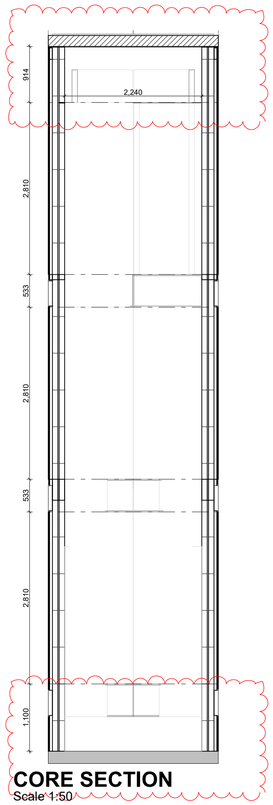

CORE SECTION
Scale 1:50

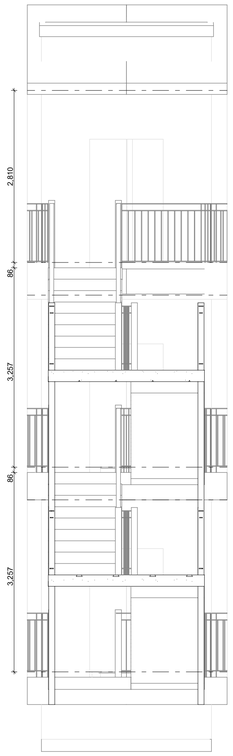

STAIRS SECTION 2
Scale 1:50

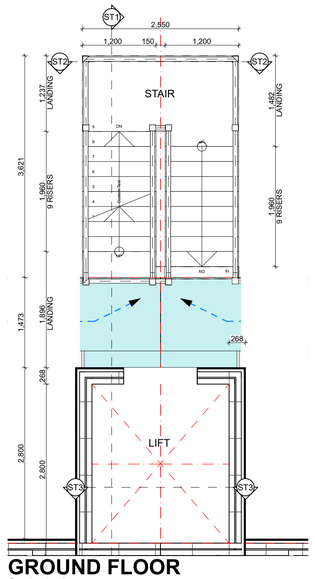

GROUND FLOOR
Scale 1:50

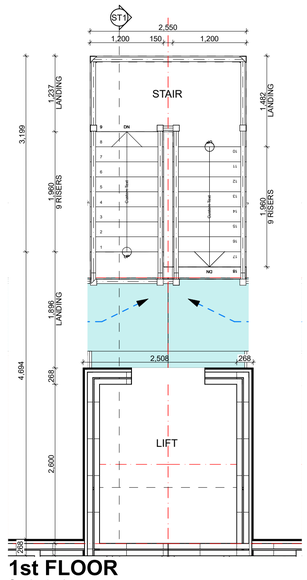

1st FLOOR
Scale 1:50

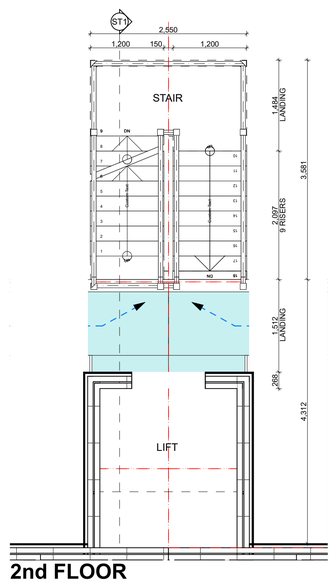

2nd FLOOR
Scale 1:50

NOTE:
1. LIFT SHAFT OPENINGS ARE TO BE IN ACCORDANCE WITH LIFT MANUFACTURER'S SHOP DRAWINGS.
2. STAIR NOSING AS SPECIFIED.

GENERAL NOTES
1. ALL DIMENSIONS ARE IN MILLIMETRES U.N.O.
2. WRITTEN DIMENSIONS SHALL TAKE PRECEDENCE OVER SCALED DIMENSIONS.
3. CONTRACTOR SHALL CARRY OUT WORK IN CONFORMANCE WITH THE B.C.A./N.C.C. RELEVANT STANDARDS AND THE LOCAL AUTHORITY REQUIREMENTS.
4. THE MAIN CONTRACTOR IS TO ENSURE THIS DRAWING IS READ IN CONJUNCTION WITH ALL RELEVANT ARCHITECTURAL, STRUCTURAL AND SERVICE CONSULTANT DOCUMENTATION ENSURE FULL CO-ORDINATION BETWEEN TRADES PRIOR TO WORK COMMENCEMENT.
5. LARGE SCALE DRAWINGS SHALL TAKE PRECEDENCE OVER SMALLER SCALE DRAWINGS. CONTRACTOR SHALL CARRY OUT WORK IN CONFORMANCE WITH THE B.C.A./N.C.C. RELEVANT STANDARDS AND THE LOCAL AUTHORITY REQUIREMENTS.
6. SEEK CLARIFICATION FROM SUPERINTENDENT FOR ANY DISCREPANCIES.
7. ALL EXTERNAL FLOOR SURFACES TO FALL AWAY FROM BUILDING.
8. REFER INTERIOR DOCUMENTATION FOR SETOUTS AND EXACT LOCATIONS OF CABINETRY, FITTINGS, FIXTURES, PLUMBING, FLOOR WASTES AND TILING.
9. ALL MATERIALS SHALL BE NEW & COMFORM TO WHAT IS SHOWN ON THE DRAWINGS AND IN THE SCHEDULES.
10. THE CONTRACTOR SHALL CHECK & VERIFY ALL DIMENSIONS ON SITE, PRIOR TO THE COMMENCEMENT OF ANY BUILDING WORK. ALL WINDOW DIMENSIONS ARE NOMINAL AND ARE TO BE MEASURED ON SITE.
11. THE CONTRACTOR SHALL VISIT THE SITE & NOTE ALL SITE CONDITIONS & ACCESS REQUIREMENTS.
12. REFER TO WALL TYPES PLANS FOR WALL & STRUCTURAL COLUMN SETOUTS.
13. REFER SLAB SETOUT PLANS FOR SLAB SETOUTS.
14. ENSURE ALL STRUCTURAL STEEL COLUMNS WITHIN 3m OF SITE BOUNDARY TO BE FIRE PROTECTED TO CODES AND STANDARDS.
15. INSTALL FLASHINGS, EDGE TRIMS AND APPROPRIATE SEA LS AS REQUIRED TO ACHIEVE WEATHER TIGHTNESS. FINISH TO BE SAME AS ADJACENT MATERIAL U.N.O.
16. BUILDING TAG

REFER MASTER MATERIALS SCHEDULE FOR THE FOLLOWING AND MORE:
16.1STRUCTURE SURFACE FINISHES
16.2FIXTURES & FITTINGS
16.3WATERPROOFING SYSTEMS
16.4FINISHES
16.5APPLIANCES
16.6TRIMS

URBANIZE
(08) 6243 6405
0438420344
urbanize@urbanize.com.au

DATE	REV	REASON FOR ISSUE	BY
17.06.26	-	Issue for Consultants	

CONTRACTOR TO CHECK ALL DIMENSIONS & LEVELS ON SITE BEFORE COMMENCING ANY WORK OR PREPARING ANY SHOP DRAWINGS. FIGURED DIMENSIONS TAKE PRECEDENCE OVER MEASUREMENTS MANUALLY SCALED OFF DRAWINGS. LARGE SCALE DWGS TAKE PRECEDENCE OVER SMALLER SCALE DWGS.

78 Apartments
4 Waardong Court, Halls Head, WA 6210
Sheet Name
Stair & Lift Details

Building Permit

DRAWN	CM	DESIGNED	zz
CHECKED	SM	PRINCIPAL	Principal
DATE	28/07/2026		
PROJECT No.	620-JAC	DRAWING No.	B2-6.10
Scale as shown - Half Scale @ A3		REV.	Rev -

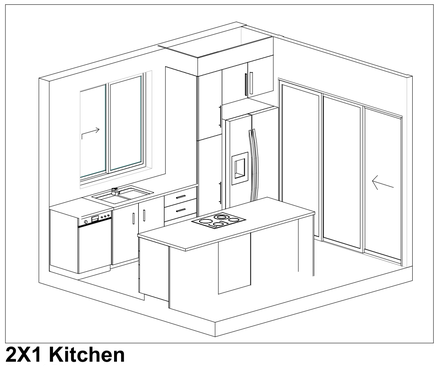

2X1 Kitchen
Scale 1:50

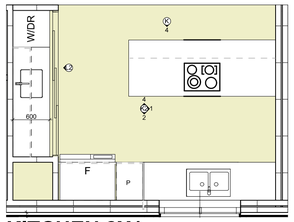

KITCHEN 2X1
Scale 1:50

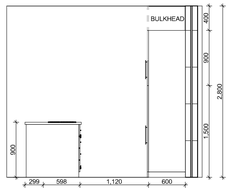

KITCHEN 1
Scale 1:50

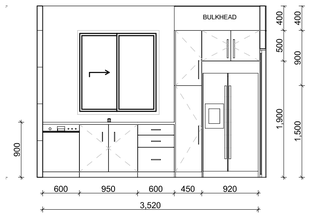

KITCHEN 2
Scale 1:50

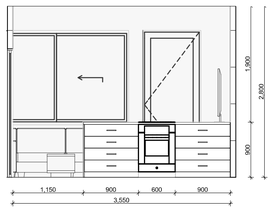

KITCHEN 4
Scale 1:50

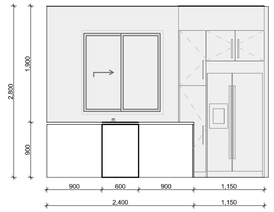

KITCHEN 4
Scale 1:50

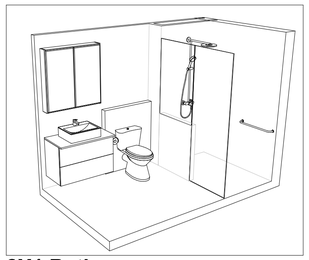

2X1 Bath
Scale 1:50

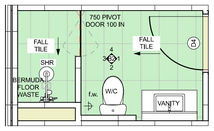

2X1 BATH
Scale 1:50

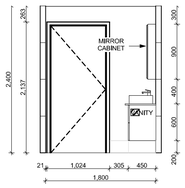

BATH 1
Scale 1:50

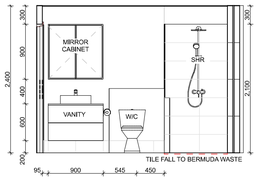

BATH 2
Scale 1:50



BATH 3
Scale 1:50

BATH 4
Scale 1:50

NOTE: GLASS SCREEN IS RAISED 10mm
ABOVE THE TILING

2X1 Ldry
Scale 1:50

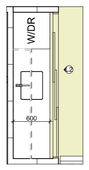

LAUNDRY 2X1
Scale 1:50

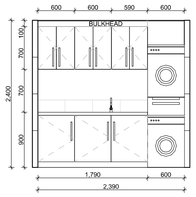

LAUNDRY 1
Scale 1:50

GENERAL NOTES

1. ALL DIMENSIONS ARE IN MILLIMETRES U.N.O.
2. WRITTEN DIMENSIONS SHALL TAKE PRECEDENCE OVER SCALED DIMENSIONS.
3. CONTRACTOR SHALL CARRY OUT WORK IN CONFORMANCE WITH THE B.C.A./N.C.C. RELEVANT STANDARDS AND THE LOCAL AUTHORITY REQUIREMENTS.
4. THE MAIN CONTRACTOR IS TO ENSURE THIS DRAWING IS READ IN CONJUNCTION WITH ALL RELEVANT ARCHITECTURAL, STRUCTURAL AND SERVICE CONSULTANT DOCUMENTATION ENSURE FULL CO-ORDINATION BETWEEN TRADES PRIOR TO WORK COMMENCEMENT.
5. LARGE SCALE DRAWINGS SHALL TAKE PRECEDENCE OVER SMALLER SCALE DRAWINGS. CONTRACTOR SHALL CARRY OUT WORK IN CONFORMANCE WITH THE B.C.A./N.C.C. RELEVANT STANDARDS AND THE LOCAL AUTHORITY REQUIREMENTS.
6. SEEK CLARIFICATION FROM SUPERINTENDENT FOR ANY DISCREPANCIES.
7. ALL EXTERNAL FLOOR SURFACES TO FALL AWAY FROM BUILDING.
8. REFER INTERIOR DOCUMENTATION FOR SETOUTS AND EXACT LOCATIONS OF CABINETRY, FITTINGS, FIXTURES, PLUMBING, FLOOR WASTES AND TILING.
9. ALL MATERIALS SHALL BE NEW & COMFORM TO WHAT IS SHOWN ON THE DRAWINGS AND IN THE SCHEDULES.
10. THE CONTRACTOR SHALL CHECK & VERIFY ALL DIMENSIONS ON SITE, PRIOR TO THE COMMENCEMENT OF ANY BUILDING WORK. ALL WINDOW DIMENSIONS ARE NOMINAL AND ARE TO BE MEASURED ON SITE.
11. THE CONTRACTOR SHALL VISIT THE SITE & NOTE ALL SITE CONDITIONS & ACCESS REQUIREMENTS.
12. REFER TO WALL TYPES PLANS FOR WALL & STRUCTURAL COLUMN SETOUTS.
13. REFER SLAB SETOUT PLANS FOR SLAB SETOUTS.
14. ENSURE ALL STRUCTURAL STEEL COLUMNS WITHIN 3m OF SITE BOUNDARY TO BE FIRE PROTECTED TO CODES AND STANDARDS.
15. INSTALL FLASHINGS, EDGE TRIMS AND APPROPRIATE SEA LS AS REQUIRED TO ACHIEVE WEATHER TIGHTNESS. FINISH TO BE SAME AS ADJACENT MATERIAL U.N.O.
16. BUILDING TAG

REFER MASTER MATERIALS SCHEDULE FOR THE FOLLOWING AND MORE:
16.1STRUCTURE SURFACE FINISHES
16.2FIXTURES & FITTINGS
16.3WATERPROOFING SYSTEMS
16.4FINISHES
16.5APPLIANCES
16.6TRIMS

URBANIZE
(08) 6243 6405
0438420344
urbanize@urbanize.com.au

DATE	REV	REASON FOR ISSUE	BY
17.06.26	-	Issue for Consultants	

CONTRACTOR TO CHECK ALL DIMENSIONS & LEVELS ON SITE BEFORE COMMENCING ANY WORK OR PREPARING ANY SHOP DRAWINGS. FIGURED DIMENSIONS TAKE PRECEDENCE OVER MEASUREMENTS MANUALLY SCALED OFF DRAWINGS.
LARGE SCALE DWGS TAKE PRECEDENCE OVER SMALLER SCALE DWGS.

78 Apartments
4 Waardong Court, Halls Head, WA 6210
Sheet Name
Apartment B,C - 2 Bed - Layout and interiors

Building Permit

DRAWN	CM	DESIGNED	zz
CHECKED	SM	PRINCIPAL	Principal
DATE	28/07/2026		
PROJECT No.	620-JAC	DRAWING No.	B2-7.01
Scale as shown - Half Scale @ A3		REV.	Rev -

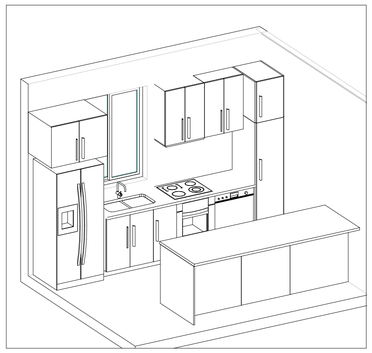

1X1 Kitchen
Scale 1:50

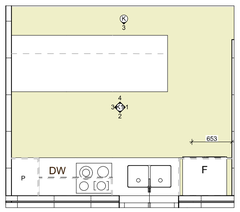

KITCHEN 1X1
Scale 1:50

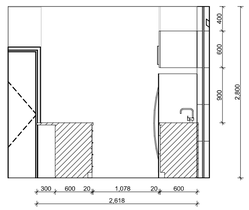

KITCHEN 1
Scale 1:50

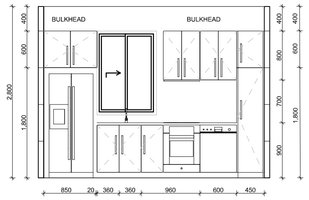

KITCHEN 2
Scale 1:50

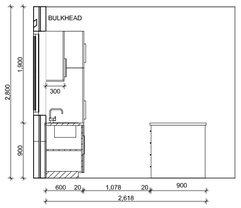

KITCHEN 3
Scale 1:50

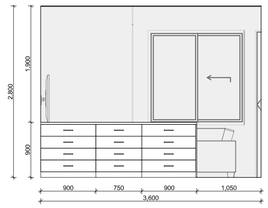

KITCHEN 4
Scale 1:50

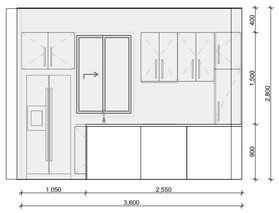

KITCHEN 5
Scale 1:50

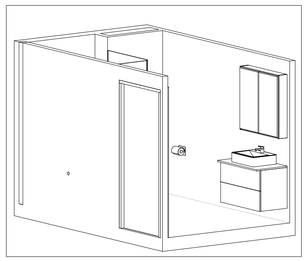

1X1 bath
Scale 1:50

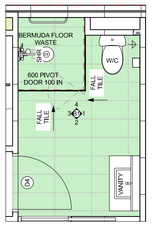

BATH 1X1
Scale 1:50

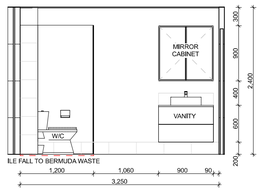

BATH 1
Scale 1:50

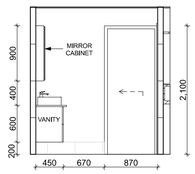

BATH 2
Scale 1:50

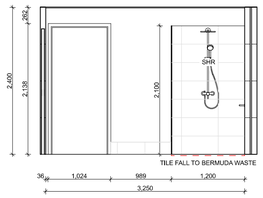

BATH 3
Scale 1:50

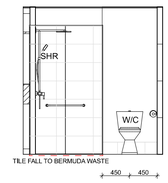

BATH 4
Scale 1:50

NOTE: GLASS SCREEN IS RAISED 10mm
ABOVE THE TILING

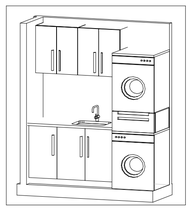

1x1 Ldry
Scale 1:50

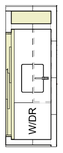

LAUNDRY 1X1
Scale 1:50

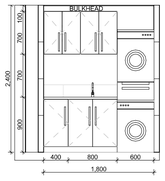

LAUNDRY 1
Scale 1:50

GENERAL NOTES

1. ALL DIMENSIONS ARE IN MILLIMETRES U.N.O.
2. WRITTEN DIMENSIONS SHALL TAKE PRECEDENCE OVER SCALED DIMENSIONS.
3. CONTRACTOR SHALL CARRY OUT WORK IN CONFORMANCE WITH THE B.C.A./N.C.C. RELEVANT STANDARDS AND THE LOCAL AUTHORITY REQUIREMENTS.
4. THE MAIN CONTRACTOR IS TO ENSURE THIS DRAWING IS READ IN CONJUNCTION WITH ALL RELEVANT ARCHITECTURAL, STRUCTURAL AND SERVICE CONSULTANT DOCUMENTATION ENSURE FULL CO-ORDINATION BETWEEN TRADES PRIOR TO WORK COMMENCEMENT.
5. LARGE SCALE DRAWINGS SHALL TAKE PRECEDENCE OVER SMALLER SCALE DRAWINGS. CONTRACTOR SHALL CARRY OUT WORK IN CONFORMANCE WITH THE B.C.A./N.C.C. RELEVANT STANDARDS AND THE LOCAL AUTHORITY REQUIREMENTS.
6. SEEK CLARIFICATION FROM SUPERINTENDENT FOR ANY DISCREPANCIES.
7. ALL EXTERNAL FLOOR SURFACES TO FALL AWAY FROM BUILDING.
8. REFER INTERIOR DOCUMENTATION FOR SETOUTS AND EXACT LOCATIONS OF CABINETRY, FITTINGS, FIXTURES, PLUMBING, FLOOR WASTES AND TILING.
9. ALL MATERIALS SHALL BE NEW & COMFORM TO WHAT IS SHOWN ON THE DRAWINGS AND IN THE SCHEDULES.
10. THE CONTRACTOR SHALL CHECK & VERIFY ALL DIMENSIONS ON SITE, PRIOR TO THE COMMENCEMENT OF ANY BUILDING WORK. ALL WINDOW DIMENSIONS ARE NOMINAL AND ARE TO BE MEASURED ON SITE.
11. THE CONTRACTOR SHALL VISIT THE SITE & NOTE ALL SITE CONDITIONS & ACCESS REQUIREMENTS.
12. REFER TO WALL TYPES PLANS FOR WALL & STRUCTURAL COLUMN SETOUTS.
13. REFER SLAB SETOUT PLANS FOR SLAB SETOUTS.
14. ENSURE ALL STRUCTURAL STEEL COLUMNS WITHIN 3m OF SITE BOUNDARY TO BE FIRE PROTECTED TO CODES AND STANDARDS.
15. INSTALL FLASHINGS, EDGE TRIMS AND APPROPRIATE SEA LS AS REQUIRED TO ACHIEVE WEATHER TIGHTNESS. FINISH TO BE SAME AS ADJACENT MATERIAL U.N.O.
16. BUILDING TAG

REFER MASTER MATERIALS SCHEDULE FOR THE FOLLOWING AND MORE:
16.1STRUCTURE SURFACE FINISHES
16.2FIXTURES & FITTINGS
16.3WATERPROOFING SYSTEMS
16.4FINISHES
16.5APPLIANCES
16.6TRIMS

URBANIZE
(08) 6243 6405
0438420344
urbanize@urbanize.com.au

DATE	REV	REASON FOR ISSUE	BY
17.06.26	-	Issue for Consultants	

CONTRACTOR TO CHECK ALL DIMENSIONS & LEVELS ON SITE BEFORE COMMENCING ANY WORK OR PREPARING ANY SHOP DRAWINGS. FIGURED DIMENSIONS TAKE PRECEDENCE OVER MEASUREMENTS MANUALLY SCALED OFF DRAWINGS.
LARGE SCALE DWGS TAKE PRECEDENCE OVER SMALLER SCALE DWGS.

78 Apartments
4 Waardong Court, Halls Head, WA 6210
Sheet Name
Apartment B,C - 1 Bed - Layout and interiors

Building Permit

DRAWN	CM	DESIGNED	zz
CHECKED	SM	PRINCIPAL	Principal
DATE	28/07/2026		
PROJECT No.	620-JAC	DRAWING No.	B2-7.02
Scale as shown - Half Scale @ A3		REV.	Rev -