

COVER

Revised Planning Application

4 Waardong Court, Halls Head, WA 6210



Content		
PL-01 Survey plan	PL-09 Type 1 Elevation	PL-17 Type 2a Ground floor plan 1:50
PL-02 Proposed Site Surveys plan	PL-10 Type 1a Ground floor plan	PL-18 Type 2a Elevation
PL-03 Ground Floor Plans- Overall	PL-11 Type 1a Ground floor plan 1:50	PL-19 Waste Management Plan
PL-04 First Floor Plan - Overall	PL-12 Type 1a Elevation	PL-20 Retaining wall plan
PL-05 Second Floor Plan - Overall	PL-13 Type 2 Ground floor plan	PL-21 Lighting / Artwork Plan
PL-06 Roof Floor Plan - Overall	PL-14 Type 2 Ground floor plan 1:50	PL-22 Finishes Type 1-1a
PL-07 Type 1 Ground floor plan	PL-15 Type 2 Elevation	PL-23 Finishes Type 2-2a
PL-08 Type 1 Ground floor plan 1:50	PL-16 Type 2a Ground floor plan	



(08) 6243 6405
0438420344
urbanize@urbanize.com.au

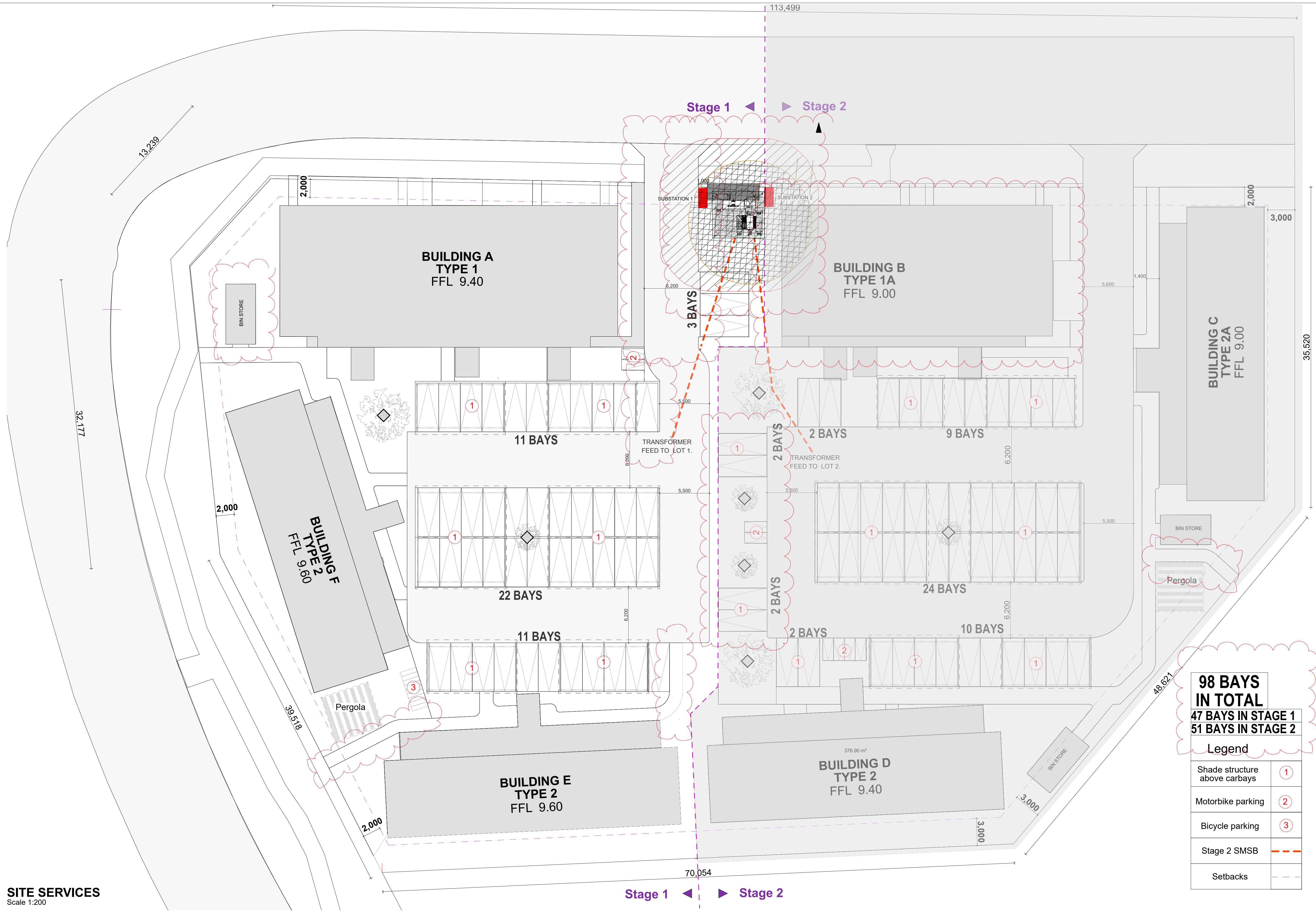
DATE	REV	REASON FOR ISSUE	BY
17.06.26	Rev-1	Revised Block A1, relocated transformer, revised carparking and staging layout	
08.05.26		Revised Planning application	

CONTRACTOR TO CHECK ALL DIMENSIONS & LEVELS ON SITE BEFORE COMMENCING ANY WORK OR PREPARING ANY SHOP DRAWINGS. FIGURED DIMENSIONS TAKE PRECEDENCE OVER MEASUREMENTS MANUALLY SCALED OFF DRAWINGS. LARGE SCALE DWGS TAKE PRECEDENCE OVER SMALLER SCALE DWGS.

78 Apartments
4 Waardong Court, Halls Head, WA 6210
Sheet Name
Cover
Revised Planning Application

DRAWN	CM	DESIGNED	zz
CHECKED	SM	PRINCIPAL	
DATE	17/06/2026	Principal	
PROJECT No.	620-JAC	DRAWING No.	REV.
		PL.00	Rev-1

Scale as shown - Half Scale @ A3



98 BAYS IN TOTAL
47 BAYS IN STAGE 1
51 BAYS IN STAGE 2

Legend

Shade structure above carbays	①
Motorbike parking	②
Bicycle parking	③
Stage 2 SMSB	- - -
Setbacks	- - - - -

SITE SERVICES
 Scale 1:200



(08) 6243 6405
 0438420344
urbanize@urbanize.com.au

DATE	REV	REASON FOR ISSUE	BY
17.06.26	Rev-1	Revised Block A1, relocated transformer, revised carparking and staging layout	
08.05.26	-	Revised Planning application	

CONTRACTOR TO CHECK ALL DIMENSIONS & LEVELS ON SITE BEFORE COMMENCING ANY WORK OR PREPARING ANY SHOP DRAWINGS. FIGURED DIMENSIONS TAKE PRECEDENCE OVER MEASUREMENTS MANUALLY SCALED OFF DRAWINGS. LARGE SCALE DWGS TAKE PRECEDENCE OVER SMALLER SCALE DWGS.

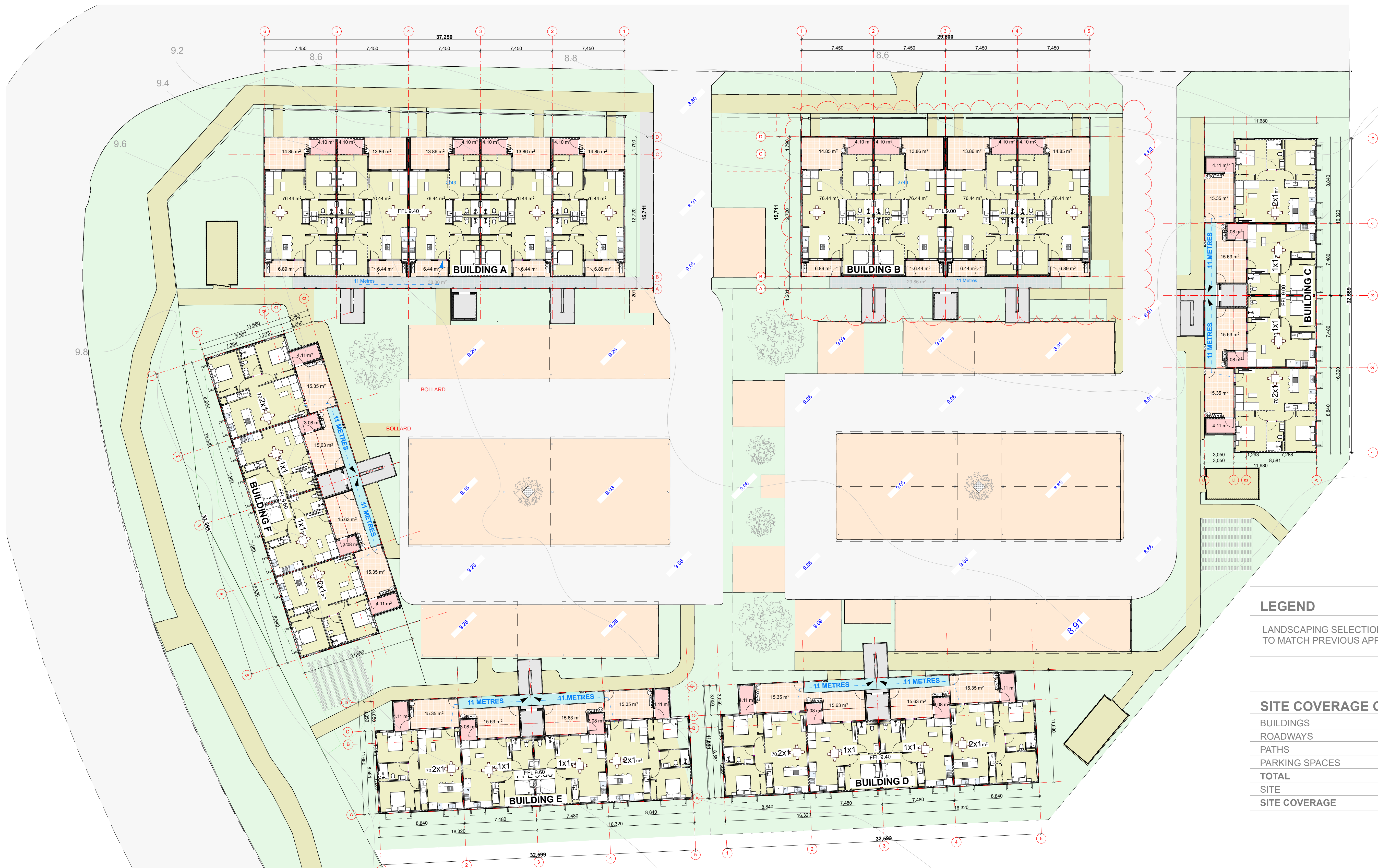
78 Apartments
 4 Waardong Court, Halls Head, WA 6210

Sheet Name
Site Plan - Site services

Revised Planning Application

DRAWN	CM	DESIGNED	zz
CHECKED	SM	PRINCIPAL	
DATE	17/06/2026	Principal	
PROJECT No.	620-JAC	DRAWING No.	REV.
		PL.02	Rev-1

Scale as shown - Half Scale @ A3



LEGEND	
LANDSCAPING SELECTIONS & IRRIGATION TO MATCH PREVIOUS APPROVAL	

SITE COVERAGE CALCULATIONS	
BUILDINGS	2760m ²
ROADWAYS	1475m ²
PATHS	502m ²
PARKING SPACES	1134m ²
TOTAL	5871m²
SITE	8015m ²
SITE COVERAGE	73.25%

Site Plan Proposed
Scale 1:200



(08) 6243 6405
0438420344
urbanize@urbanize.com.au

DATE	REV	REASON FOR ISSUE	BY
17.06.26	Rev-1	Revised Block A1, relocated transformer, revised carparking and staging layout	
08.05.26	-	Revised Planning application	

CONTRACTOR TO CHECK ALL DIMENSIONS & LEVELS ON SITE BEFORE COMMENCING ANY WORK OR PREPARING ANY SHOP DRAWINGS. FIGURED DIMENSIONS TAKE PRECEDENCE OVER MEASUREMENTS MANUALLY SCALED OFF DRAWINGS. LARGE SCALE DWGS TAKE PRECEDENCE OVER SMALLER SCALE DWGS.

78 Apartments
4 Waardong Court, Halls Head, WA 6210

Sheet Name
Ground Floor Plan - Overall

Revised Planning Application

DRAWN	CM	DESIGNED	zz
CHECKED	SM	PRINCIPAL	
DATE	17/06/2026	Principal	
PROJECT No.	620-JAC	DRAWING No.	REV.
		PL.03	Rev-1

Scale as shown - Half Scale @ A3



First Floor Modelling
Scale 1:200

URBANIZE (08) 6243 6405
0438420344
urbanize@urbanize.com.au

DATE	REV	REASON FOR ISSUE	BY
17.06.26	Rev-1	Revised Block A1, relocated transformer, revised carparking and staging layout	
08.05.26	-	Revised Planning application	

CONTRACTOR TO CHECK ALL DIMENSIONS & LEVELS ON SITE BEFORE COMMENCING ANY WORK OR PREPARING ANY SHOP DRAWINGS. FIGURED DIMENSIONS TAKE PRECEDENCE OVER MEASUREMENTS MANUALLY SCALED OFF DRAWINGS. LARGE SCALE DWGS TAKE PRECEDENCE OVER SMALLER SCALE DWGS.

78 Apartments
4 Waardong Court, Halls Head, WA 6210
Sheet Name
First Floor Plan - Overall
Revised Planning Application

DRAWN	CM	DESIGNED	zz
CHECKED	SM	PRINCIPAL	
DATE	17/06/2026	Principal	
PROJECT No.	620-JAC	DRAWING No.	REV.
		PL.04	Rev-1



Second floor Modelling
Scale 1:200



(08) 6243 6405
0438420344
urbanize@urbanize.com.au

DATE	REV	REASON FOR ISSUE	BY
17.06.26	Rev-1	Revised Block A1, relocated transformer, revised carparking and staging layout	
08.05.26	-	Revised Planning application	

CONTRACTOR TO CHECK ALL DIMENSIONS & LEVELS ON SITE BEFORE COMMENCING ANY WORK OR PREPARING ANY SHOP DRAWINGS. FIGURED DIMENSIONS TAKE PRECEDENCE OVER MEASUREMENTS MANUALLY SCALED OFF DRAWINGS. LARGE SCALE DWGS TAKE PRECEDENCE OVER SMALLER SCALE DWGS.

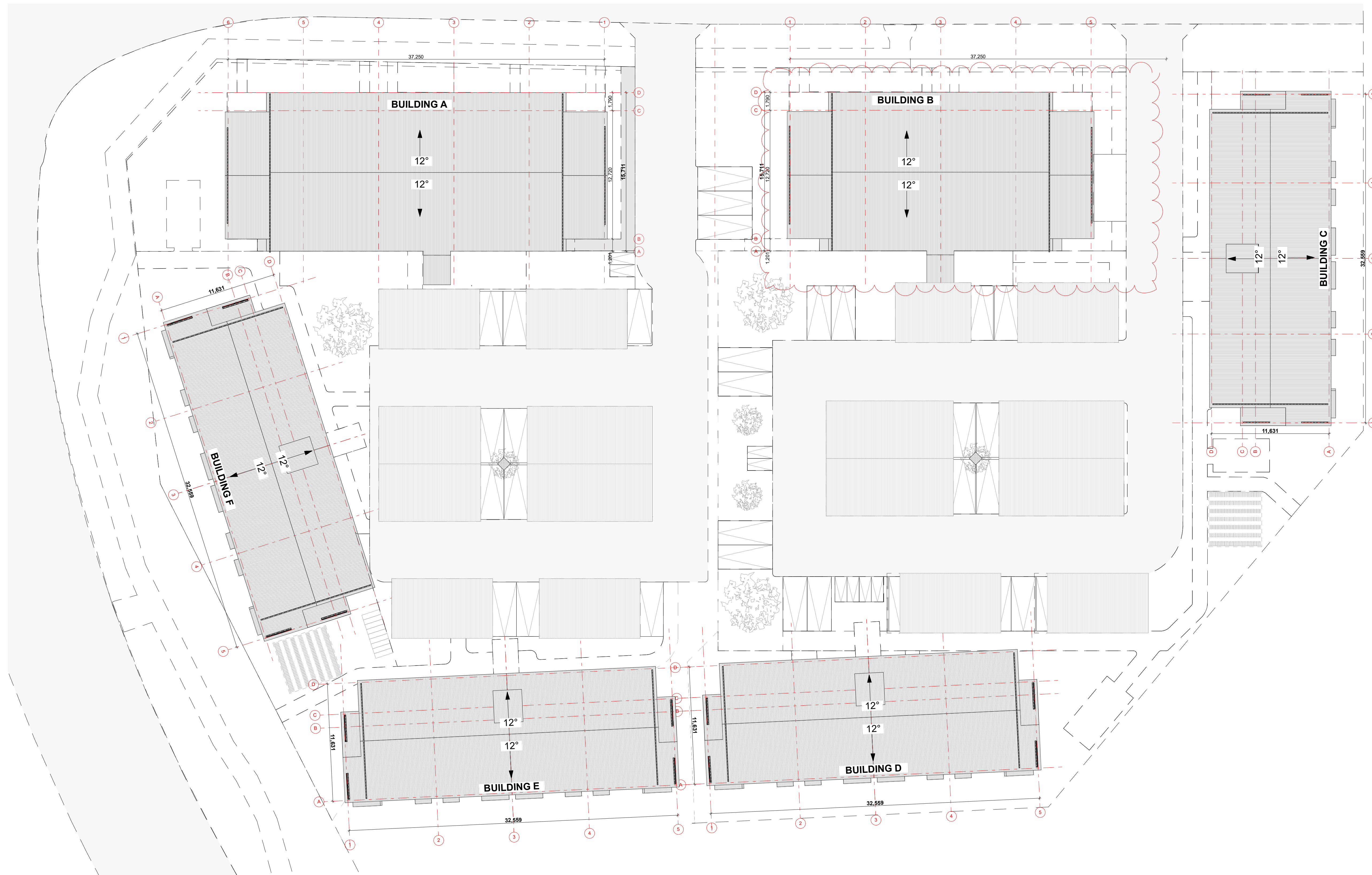
78 Apartments
4 Waardong Court, Halls Head, WA 6210

Sheet Name
Second Floor Plan - Overall

Revised Planning Application

DRAWN	CM	DESIGNED	zz
CHECKED	SM	PRINCIPAL	
DATE	17/06/2026	Principal	
PROJECT No.	620-JAC	DRAWING No.	REV.
		PL.05	Rev-1

Scale as shown - Half Scale @ A3



Roof
Scale 1:200



(08) 6243 6405
0438420344
urbanize@urbanize.com.au

DATE	REV	REASON FOR ISSUE	BY
17.06.26	Rev-1	Revised Block A1, relocated transformer, revised carparking and staging layout	
08.05.26	-	Revised Planning application	

CONTRACTOR TO CHECK ALL DIMENSIONS & LEVELS ON SITE BEFORE COMMENCING ANY WORK OR PREPARING ANY SHOP DRAWINGS. FIGURED DIMENSIONS TAKE PRECEDENCE OVER MEASUREMENTS MANUALLY SCALED OFF DRAWINGS. LARGE SCALE DWGS TAKE PRECEDENCE OVER SMALLER SCALE DWGS.

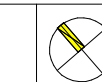
78 Apartments
4 Waardong Court, Halls Head, WA 6210

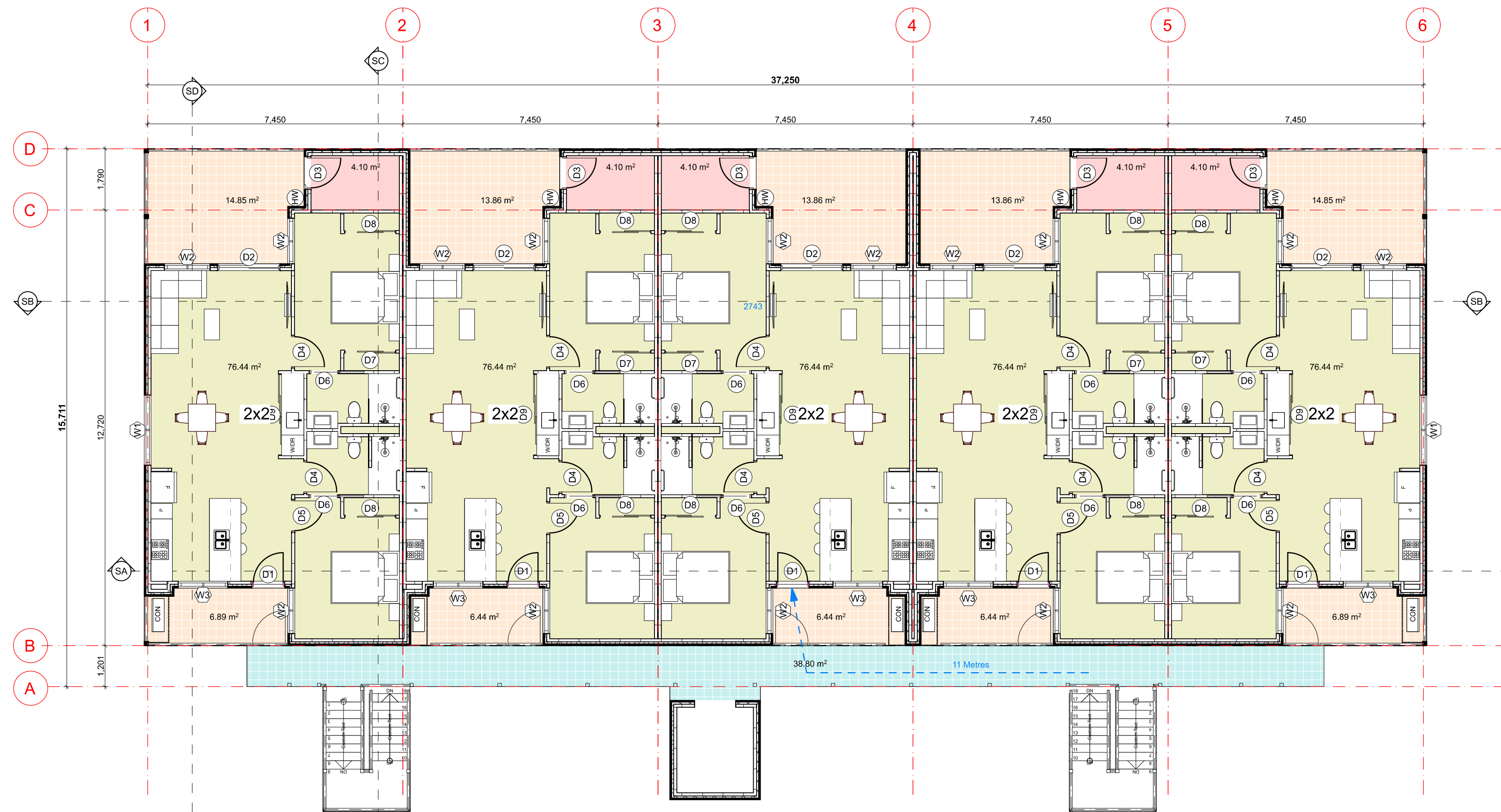
Sheet Name
Roof Floor Plan - Overall

Revised Planning Application

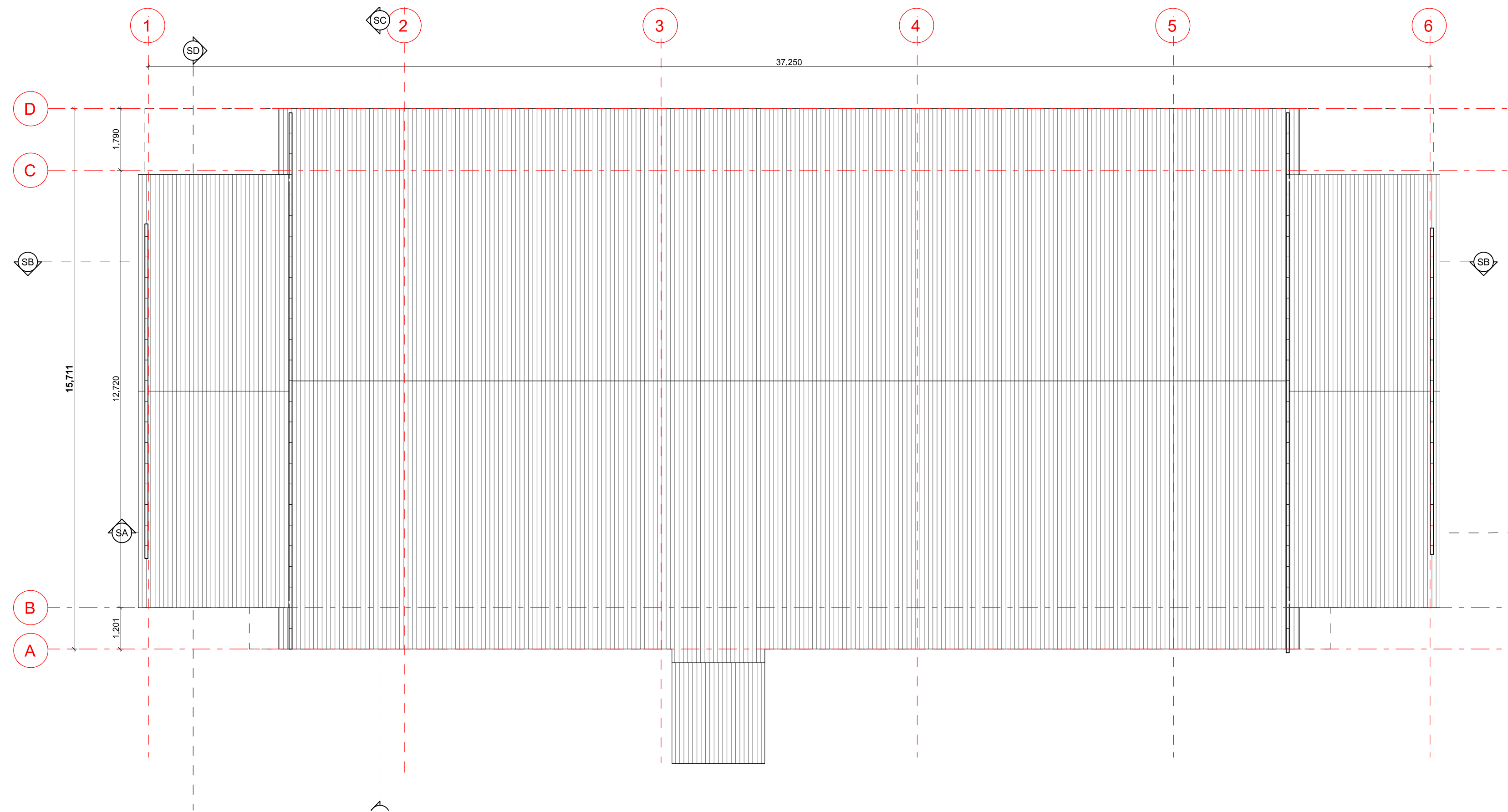
DRAWN	CM	DESIGNED	zz
CHECKED	SM	PRINCIPAL	
DATE	17/06/2026	Principal	
PROJECT No.	620-JAC	DRAWING No.	REV.
		PL.06	Rev-1

Scale as shown - Half Scale @ A3





Ground Floor Plan
Scale 1:100



Roof Plan
Scale 1:100



(08) 6243 6405
0438420344
urbanize@urbanize.com.au

DATE	REV	REASON FOR ISSUE	BY
17.06.26	Rev-1	Revised Block A1, relocated transformer, revised carparking and staging layout	
08.05.26	-	Revised Planning application	

CONTRACTOR TO CHECK ALL DIMENSIONS & LEVELS ON SITE BEFORE COMMENCING ANY WORK OR PREPARING ANY SHOP DRAWINGS. FIGURED DIMENSIONS TAKE PRECEDENCE OVER MEASUREMENTS MANUALLY SCALED OFF DRAWINGS. LARGE SCALE DWGS TAKE PRECEDENCE OVER SMALLER SCALE DWGS.

78 Apartments
4 Waardong Court, Halls Head, WA 6210

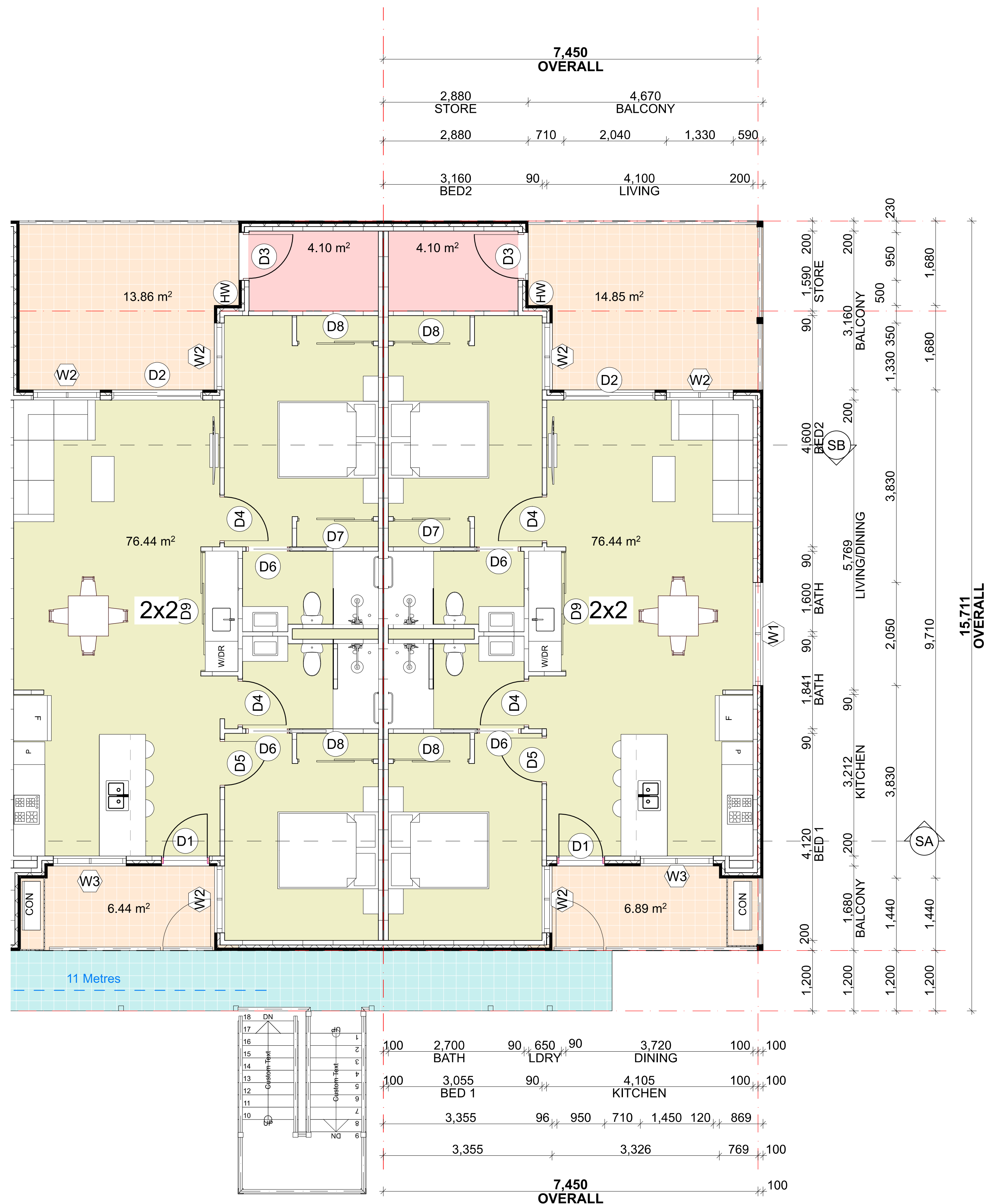
Sheet Name
Type 1 Ground Floor Plan

Revised Planning Application

DRAWN	CM	DESIGNED	zz
CHECKED	SM	PRINCIPAL	
DATE	17/06/2026	Principal	
PROJECT No.	620-JAC	DRAWING No.	REV.
		PL.07	Rev-1

Scale as shown - Half Scale @ A3

NOTE :
TYPE 1 - BUILDING A

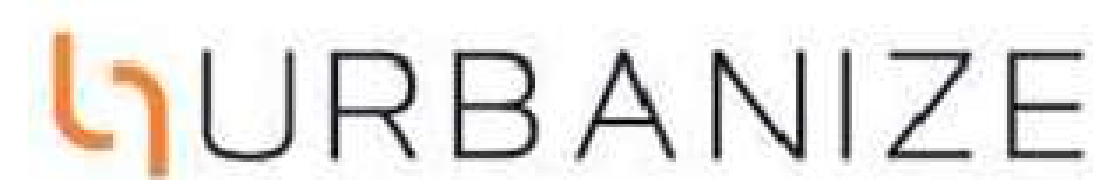


DOOR & WINDOW SCHEDULE 4 Waardong Court, Halls Head, WA 6210

Sliding Doors - manual operation under a force of not more 110N
Obscure glazing to all wet area windows
Wind Region N2 (to be confirmed)
Rev-

2x2 End Unit		(Six units per block)		Building A		
Ground Level	Item	Qty	Dimensions	Orientation	Description	Finish
Doors Exterior	D1	1	2400h x 900w	L	To suit 2340x870 Entry door	Powder coated aluminium frame, clear glazed
	D2	1	2400h x 1810w	R	Sliding door	Powder coated aluminium frame, sliding door, clear glazed
	D3	1	2400h x 950w	R	To suit 2340x870 Single door	Steel frame, solid core door, selected paint finish
Interior Doors	D4	2	2400h x 950w	L	To suit 2340x870 Single door	Steel frame, Flush panel door
	D5	1	2400h x 950w	R	To suit 2340x870 Single door	Steel frame, Flush panel door
	D6	2	2400h x 870w	R	Cavity slider 2340x870 Door	Steel frame, Flush panel door
	D7	1	2100h x 1500w	R	Closet sliding multipanel door	Steel frame, selected panel door
	D8	2	2100h x 1500w	L	Closet sliding multipanel door	Steel frame, selected panel door
Windows	W1	1	1372h x 2050w		Aluminium, sliding window	Powder coated aluminium frame, clear glazed
	W2	3	1543h x 1330w		Aluminium, sliding window	Powder coated aluminium frame, clear glazed
	W3	1	1543h x 1450w		Aluminium, sliding window	Powder coated aluminium frame, clear glazed

2x2 Unit		(Nine units per block)		Building A		
Ground Level	Item	Qty	Dimensions	Orientation	Description	Finish
Doors Exterior	D1	1	2400h x 950w	L	To suit 2340x870 Entry door	Powder coated aluminium frame, clear glazed
	D2	1	2400h x 1810w	R	Sliding door	Powder coated aluminium frame, sliding door, clear glazed
	D3	1	2400h x 950w	R	To suit 2340x870 Single door	Steel frame, solid core door, selected paint finish
Interior Doors	D4	2	2400h x 950w	L	To suit 2340x870 Single door	Steel frame, Flush panel door
	D5	1	2400h x 950w	R	To suit 2340x870 Single door	Steel frame, Flush panel door
	D6	2	2400h x 870w	R	Cavity slider 2340x870 Door	Steel frame, Flush panel door
	D7	1	2100h x 1500w	R	Closet sliding multipanel door	Steel frame, selected panel door
	D8	2	2100h x 1500w	L	Closet sliding multipanel door	Steel frame, selected panel door
Windows	W2	3	1543h x 1330w		Aluminium, sliding window	Powder coated aluminium frame, clear glazed
	W3	1	1543h x 1450w		Aluminium, sliding window	Powder coated aluminium frame, clear glazed



(08) 6243 6405
0438420344
urbanize@urbanize.com.au

DATE	REV	REASON FOR ISSUE	BY
17.06.26	Rev-1	Revised Block A1, relocated transformer, revised carparking and staging layout	
08.05.26	-	Revised Planning application	

CONTRACTOR TO CHECK ALL DIMENSIONS & LEVELS ON SITE BEFORE COMMENCING ANY WORK OR PREPARING ANY SHOP DRAWINGS. FIGURED DIMENSIONS TAKE PRECEDENCE OVER MEASUREMENTS MANUALLY SCALED OFF DRAWINGS. LARGE SCALE DWGS TAKE PRECEDENCE OVER SMALLER SCALE DWGS.

78 Apartments
4 Waardong Court, Halls Head, WA 6210

Sheet Name
Type 1 Ground Floor Plan 1:50

Revised Planning Application

DRAWN	CM	DESIGNED	zz
CHECKED	SM	PRINCIPAL	
DATE	17/06/2026	Principal	
PROJECT No.	620-JAC	DRAWING No.	REV.
		PL.08	Rev-1

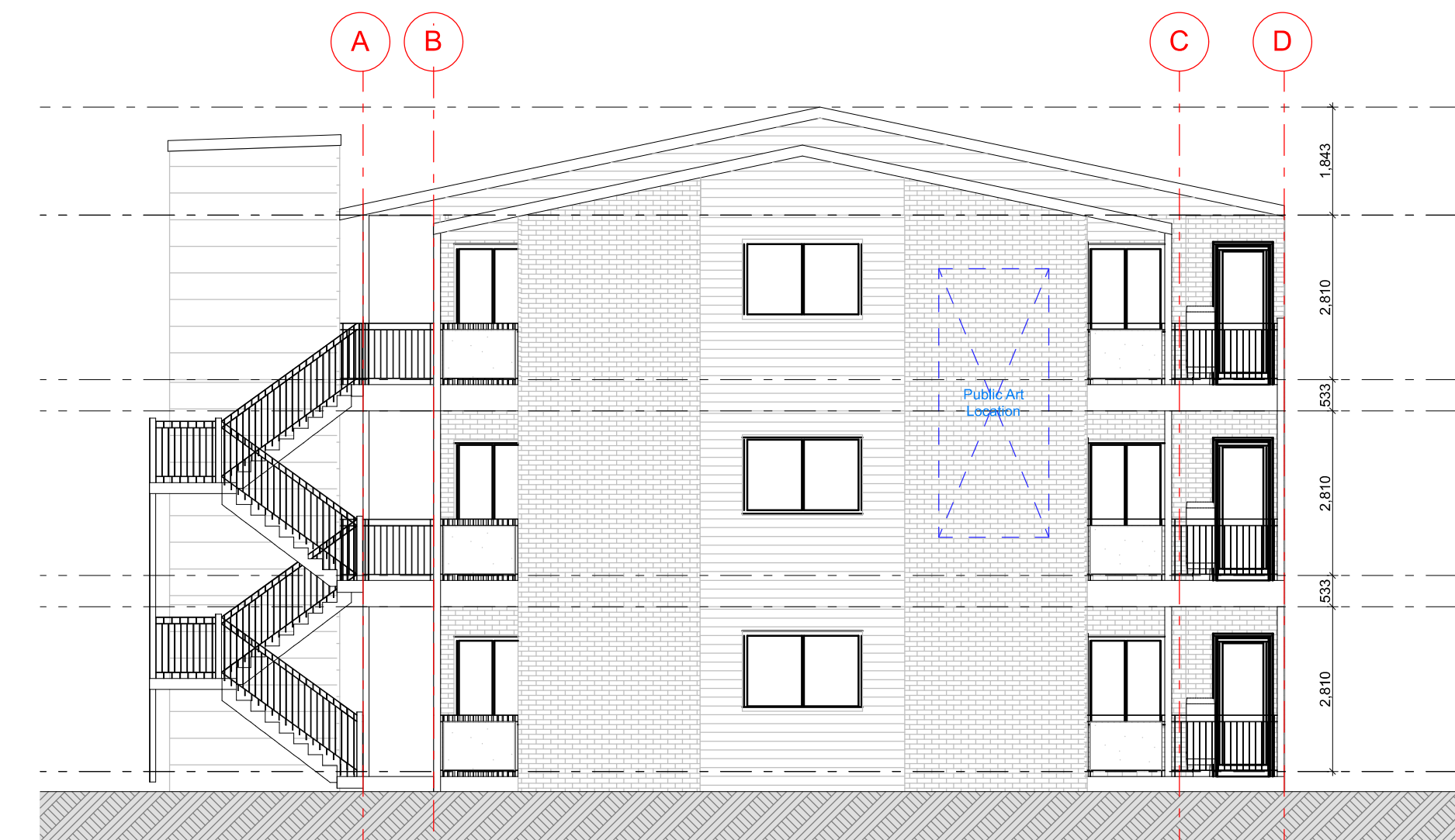
Scale as shown - Half Scale @ A3



FRONT ELEVATION
Scale 1:100

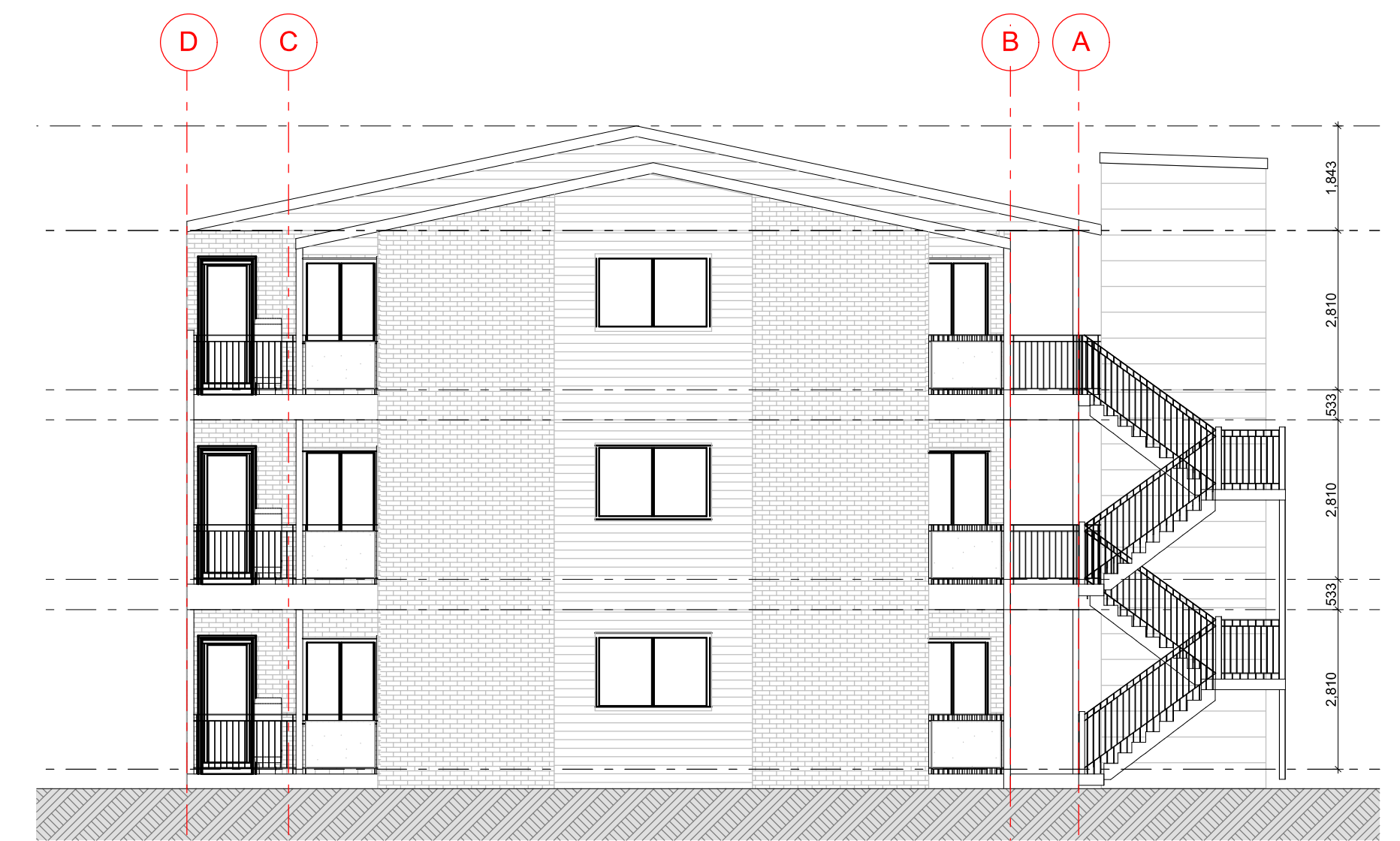


REAR ELEVATION
Scale 1:100



SIDE ELEVATION 2
Scale 1:100

NOTE :
TYPE 1 - BUILDING A



SIDE ELEVATION 1
Scale 1:100



(08) 6243 6405
0438420344
urbanize@urbanize.com.au

DATE	REV	REASON FOR ISSUE	BY
17.06.26	Rev-1	Revised Block A1, relocated transformer, revised carparking and staging layout	
08.05.26	-	Revised Planning application	

CONTRACTOR TO CHECK ALL DIMENSIONS & LEVELS ON SITE BEFORE COMMENCING ANY WORK OR PREPARING ANY SHOP DRAWINGS. FIGURED DIMENSIONS TAKE PRECEDENCE OVER MEASUREMENTS MANUALLY SCALED OFF DRAWINGS. LARGE SCALE DWGS TAKE PRECEDENCE OVER SMALLER SCALE DWGS.

78 Apartments
4 Waardong Court, Halls Head, WA 6210

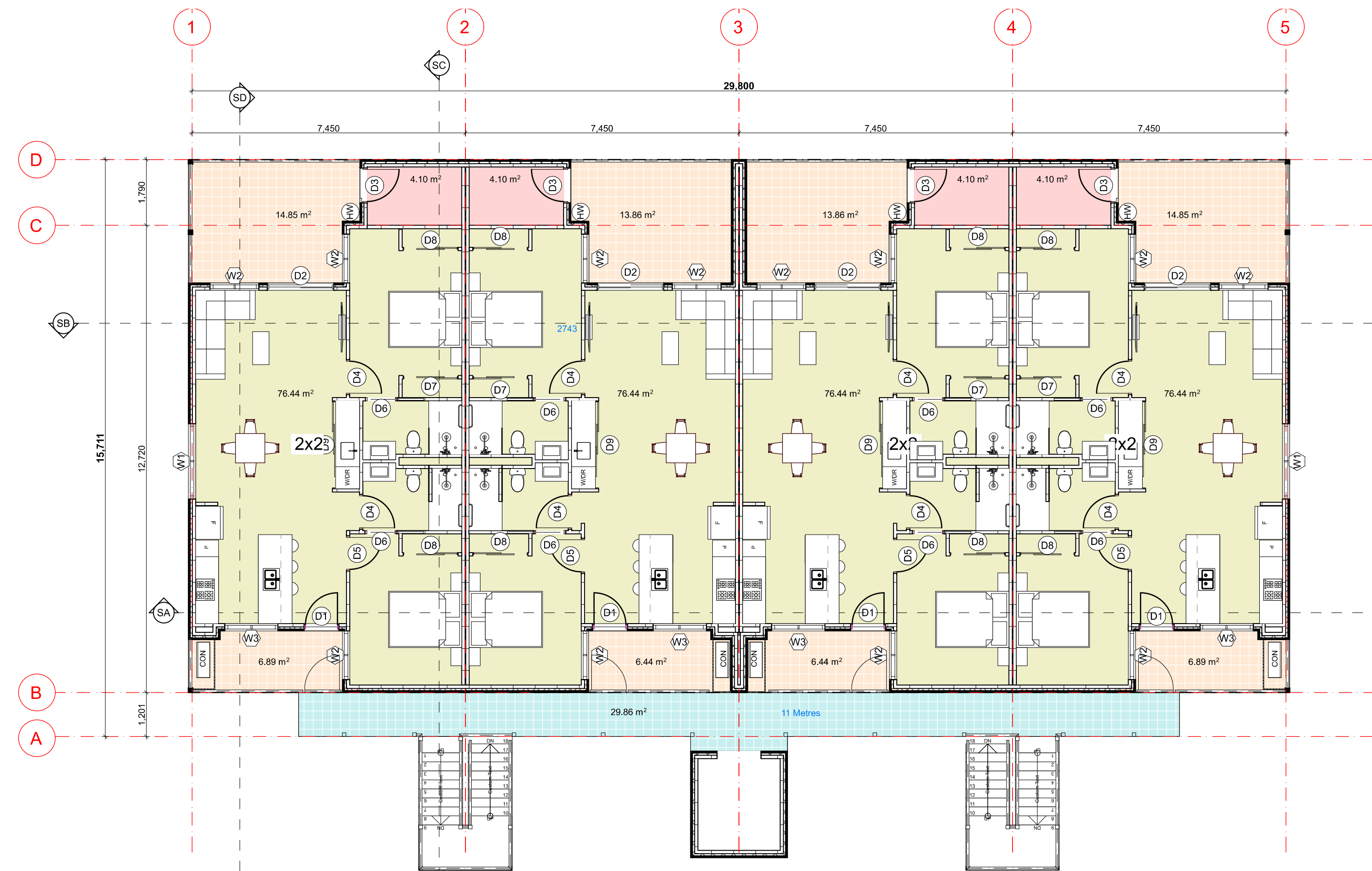
Sheet Name
Type 1 Elevations

Revised Planning Application

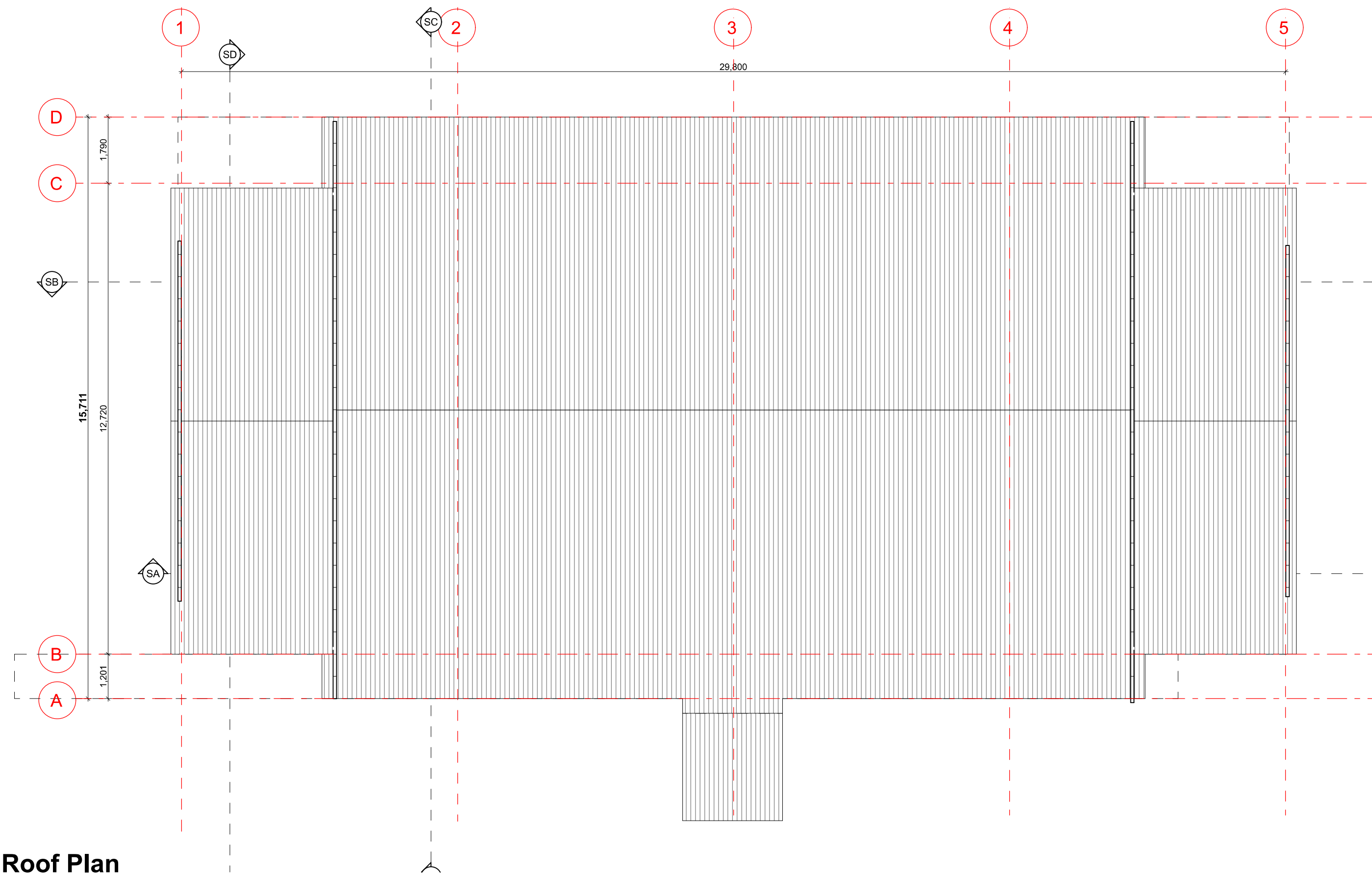
DRAWN	CM	DESIGNED	zz
CHECKED	SM	PRINCIPAL	
DATE	17/06/2026	Principal	
PROJECT No.	620-JAC	DRAWING No.	REV.
		PL.09	Rev-1

Scale as shown - Half Scale @ A3

NOTE :
TYPE 1a - BUILDING B



Ground Floor Plan
Scale 1:100



Roof Plan
Scale 1:100



(08) 6243 6405
0438420344
urbanize@urbanize.com.au

DATE	REV	REASON FOR ISSUE	BY
17.06.26	Rev-1	Revised Block A1, relocated transformer, revised carparking and staging layout	
08.05.26	-	Revised Planning application	

CONTRACTOR TO CHECK ALL DIMENSIONS & LEVELS ON SITE BEFORE COMMENCING ANY WORK OR PREPARING ANY SHOP DRAWINGS. FIGURED DIMENSIONS TAKE PRECEDENCE OVER MEASUREMENTS MANUALLY SCALED OFF DRAWINGS. LARGE SCALE DWGS TAKE PRECEDENCE OVER SMALLER SCALE DWGS.

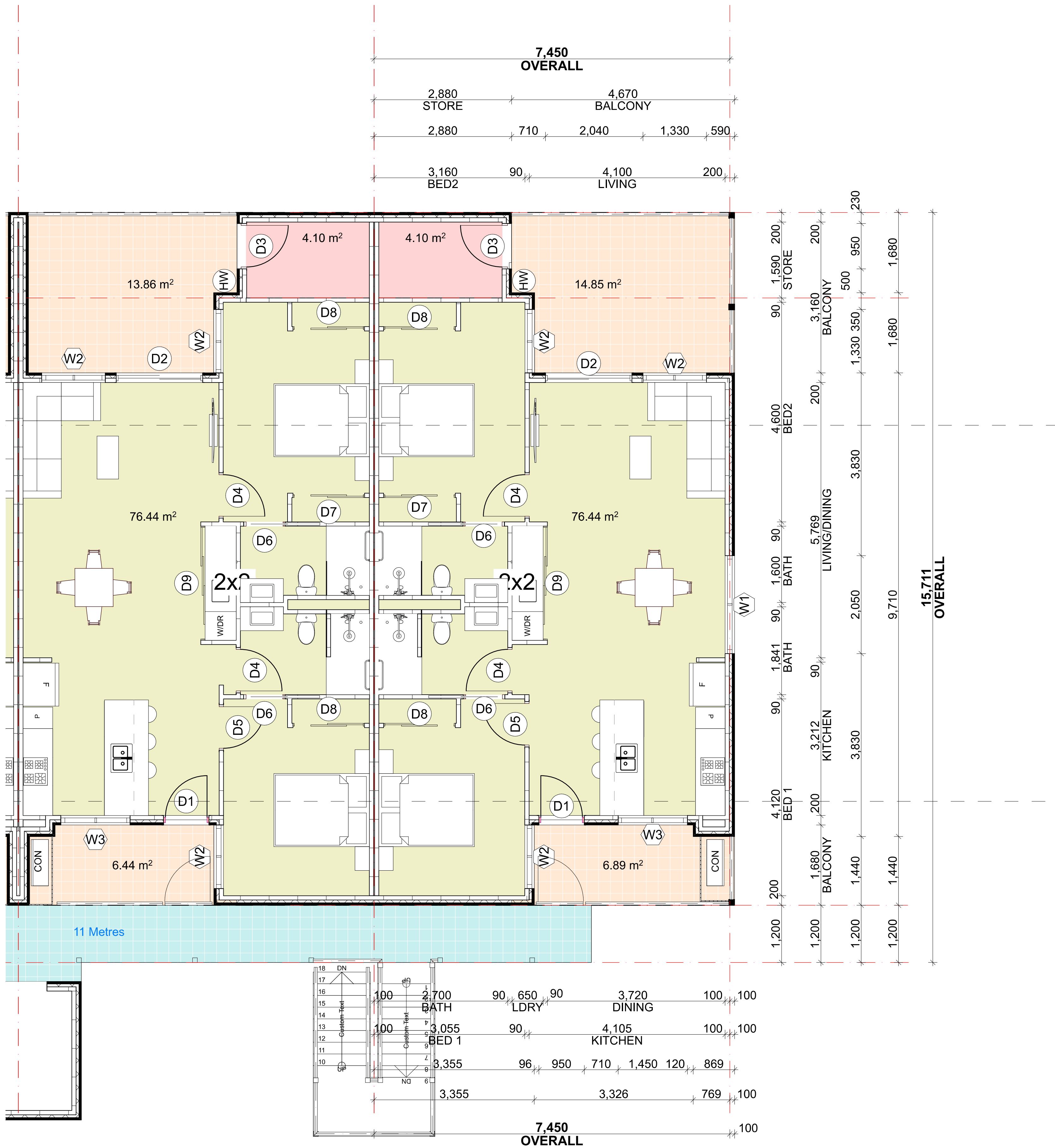
78 Apartments
4 Waardong Court, Halls Head, WA 6210

Sheet Name
Type 1a Ground Floor Plan

Revised Planning Application

DRAWN	CM	DESIGNED	zz
CHECKED	SM	PRINCIPAL	
DATE	17/06/2026	Principal	
PROJECT No.	620-JAC	DRAWING No.	REV.
Scale as shown - Half Scale @ A3		PL.10	Rev-1

NOTE :
TYPE 1a - BUILDING B



DOOR & WINDOW SCHEDULE 4 Waardong Court, Halls Head, WA 6210

Sliding Doors - manual operation under a force of not more 110N
Obscure glazing to all wet area windows
Wind Region N2 (to be confirmed)
Rev--

2x2 End Unit		(Six units per block)		Building B		
Ground Level	Item	Qty	Dimensions	Orientation	Description	Finish
Doors Exterior	D1	1	2400h x 900w	L	To suit 2340x870 Entry door	Powder coated aluminium frame, clear glazed
	D2	1	2400h x 1810w	R	Sliding door	Powder coated aluminium frame, sliding door, clear glazed
	D3	1	2400h x 950w	R	To suit 2340x870 Single door	Steel frame, solid core door, selected paint finish
Interior Doors	D4	2	2400h x 950w	L	To suit 2340x870 Single door	Steel frame, Flush panel door
	D5	1	2400h x 950w	R	To suit 2340x870 Single door	Steel frame, Flush panel door
	D6	2	2400h x 870w	R	Cavity slider 2340x870 Door	Steel frame, Flush panel door
	D7	1	2100h x 1500w	R	Closet sliding multipanel door	Steel frame, selected panel door
	D8	2	2100h x 1500w	L	Closet sliding multipanel door	Steel frame, selected panel door
	D9	1	2100h x 2390w	L	Closet sliding multipanel door	Steel frame, selected panel door
Windows	W1	1	1372h x 2050w		Aluminium, sliding window	Powder coated aluminium frame, clear glazed
	W2	3	1543h x 1330w		Aluminium, sliding window	Powder coated aluminium frame, clear glazed
	W3	1	1543h x 1450w		Aluminium, sliding window	Powder coated aluminium frame, clear glazed

2x2 Unit		(Six units per block)		Building B		
Ground Level	Item	Qty	Dimensions	Orientation	Description	Finish
Doors Exterior	D1	1	2400h x 950w	L	To suit 2340x870 Entry door	Powder coated aluminium frame, clear glazed
	D2	1	2400h x 1810w	R	Sliding door	Powder coated aluminium frame, sliding door, clear glazed
	D3	1	2400h x 950w	R	To suit 2340x870 Single door	Steel frame, solid core door, selected paint finish
Interior Doors	D4	2	2400h x 950w	L	To suit 2340x870 Single door	Steel frame, Flush panel door
	D5	1	2400h x 950w	R	To suit 2340x870 Single door	Steel frame, Flush panel door
	D6	2	2400h x 870w	R	Cavity slider 2340x870 Door	Steel frame, Flush panel door
	D7	1	2100h x 1500w	R	Closet sliding multipanel door	Steel frame, selected panel door
	D8	2	2100h x 1500w	L	Closet sliding multipanel door	Steel frame, selected panel door
	D9	1	2100h x 2390w	L	Closet sliding multipanel door	Steel frame, selected panel door
Windows	W2	3	1543h x 1330w		Aluminium, sliding window	Powder coated aluminium frame, clear glazed
	W3	1	1543h x 1450w		Aluminium, sliding window	Powder coated aluminium frame, clear glazed

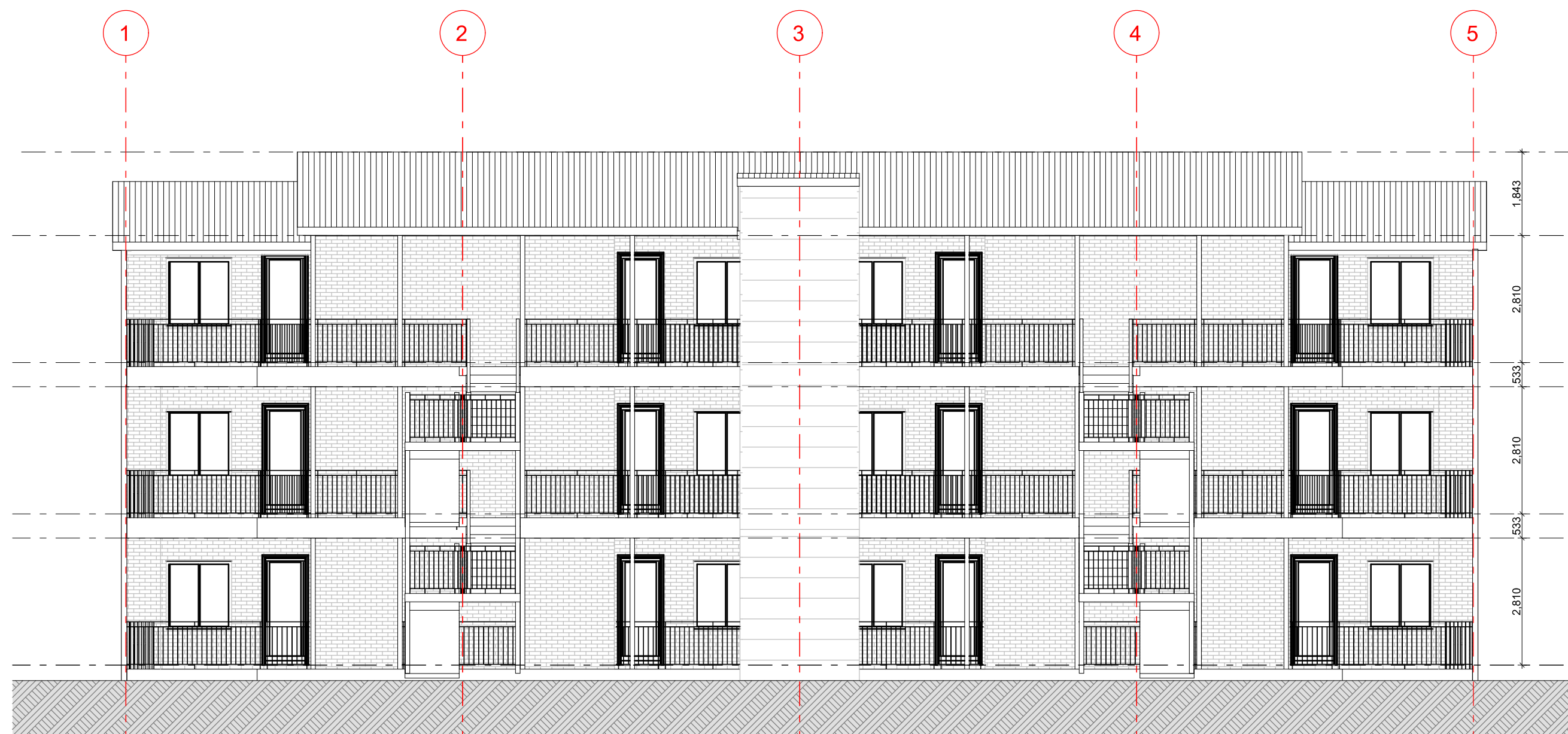
URBANIZE (08) 6243 6405
0438420344
urbanize@urbanize.com.au

DATE	REV	REASON FOR ISSUE	BY
17.06.26	Rev-1	Revised Block A1, relocated transformer, revised carparking and staging layout	
08.05.26	-	Revised Planning application	

CONTRACTOR TO CHECK ALL DIMENSIONS & LEVELS ON SITE BEFORE COMMENCING ANY WORK OR PREPARING ANY SHOP DRAWINGS. FIGURED DIMENSIONS TAKE PRECEDENCE OVER MEASUREMENTS MANUALLY SCALED OFF DRAWINGS. LARGE SCALE DWGS TAKE PRECEDENCE OVER SMALLER SCALE DWGS.

78 Apartments
4 Waardong Court, Halls Head, WA 6210
Sheet Name
Type 1 Ground Floor Plan 1:50
Revised Planning Application

DRAWN	CM	DESIGNED	zz
CHECKED	SM	PRINCIPAL	
DATE	17/06/2026	Principal	
PROJECT No.	620-JAC	DRAWING No.	PL.11
Scale as shown - Half Scale @ A3			Rev-1

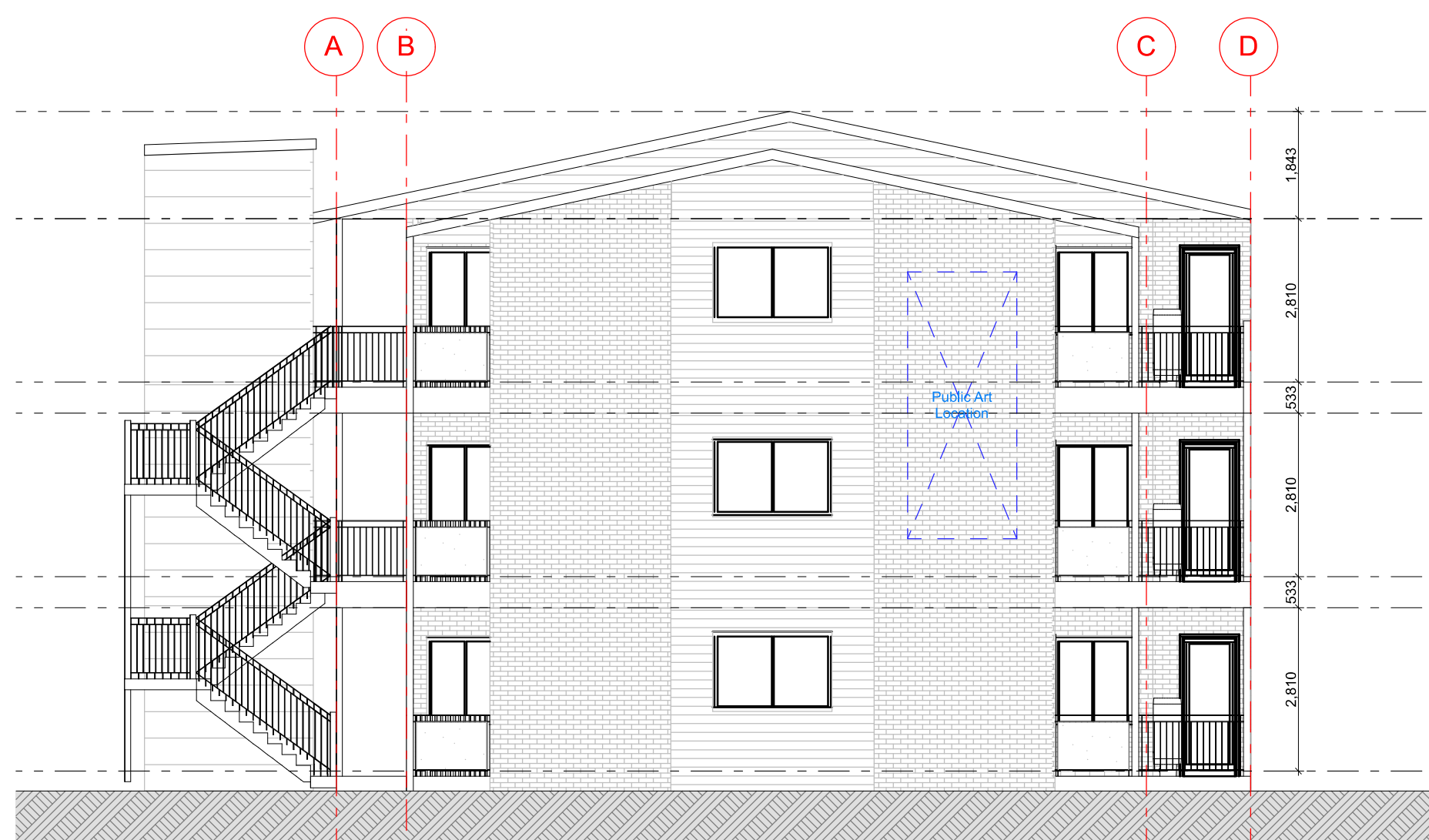


FRONT ELEVATION



REAR ELEVATION

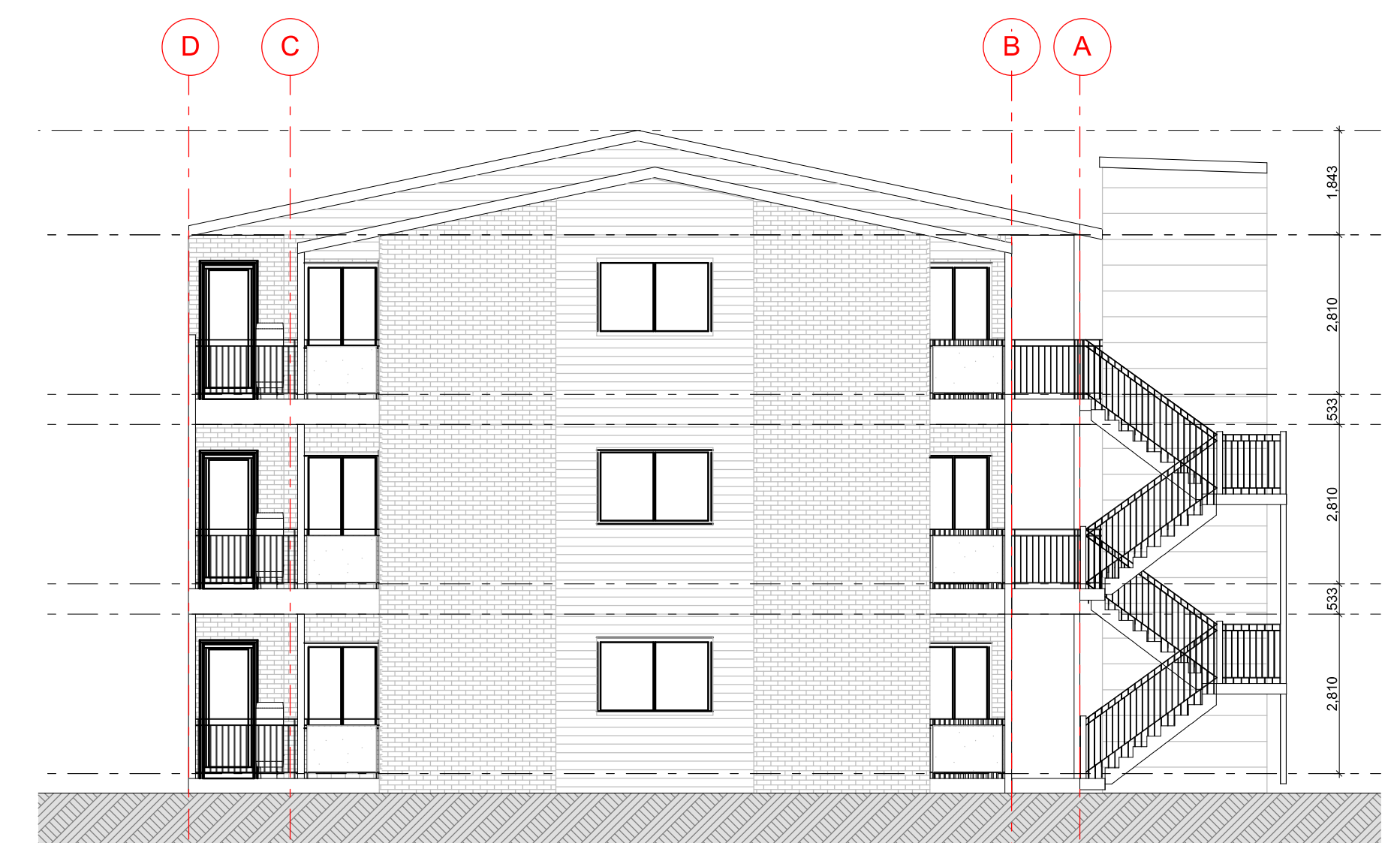
Scale 1:100



SIDE ELEVATION 2

Scale 1:100

NOTE :
TYPE 1a - BUILDING B



SIDE ELEVATION 1

Scale 1:100



(08) 6243 6405
0438420344
urbanize@urbanize.com.au

DATE	REV	REASON FOR ISSUE	BY
17.06.26	Rev-1	Revised Block A1, relocated transformer, revised carparking and staging layout	
08.05.26	-	Revised Planning application	

CONTRACTOR TO CHECK ALL DIMENSIONS & LEVELS ON SITE BEFORE COMMENCING ANY WORK OR PREPARING ANY SHOP DRAWINGS. FIGURED DIMENSIONS TAKE PRECEDENCE OVER MEASUREMENTS MANUALLY SCALED OFF DRAWINGS. LARGE SCALE DWGS TAKE PRECEDENCE OVER SMALLER SCALE DWGS.

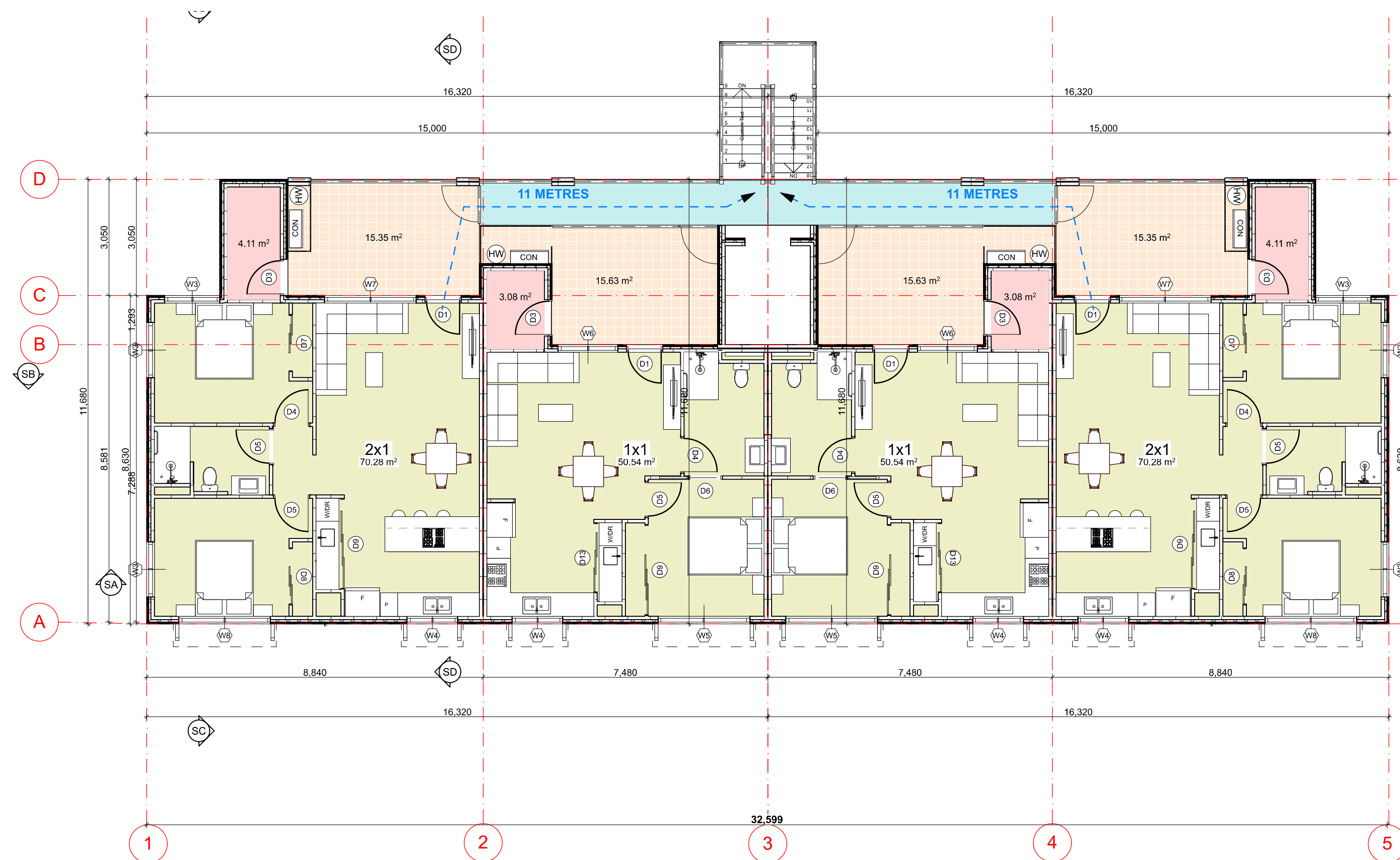
78 Apartments
4 Waardong Court, Halls Head, WA 6210

Sheet Name
Type 1a Elevations

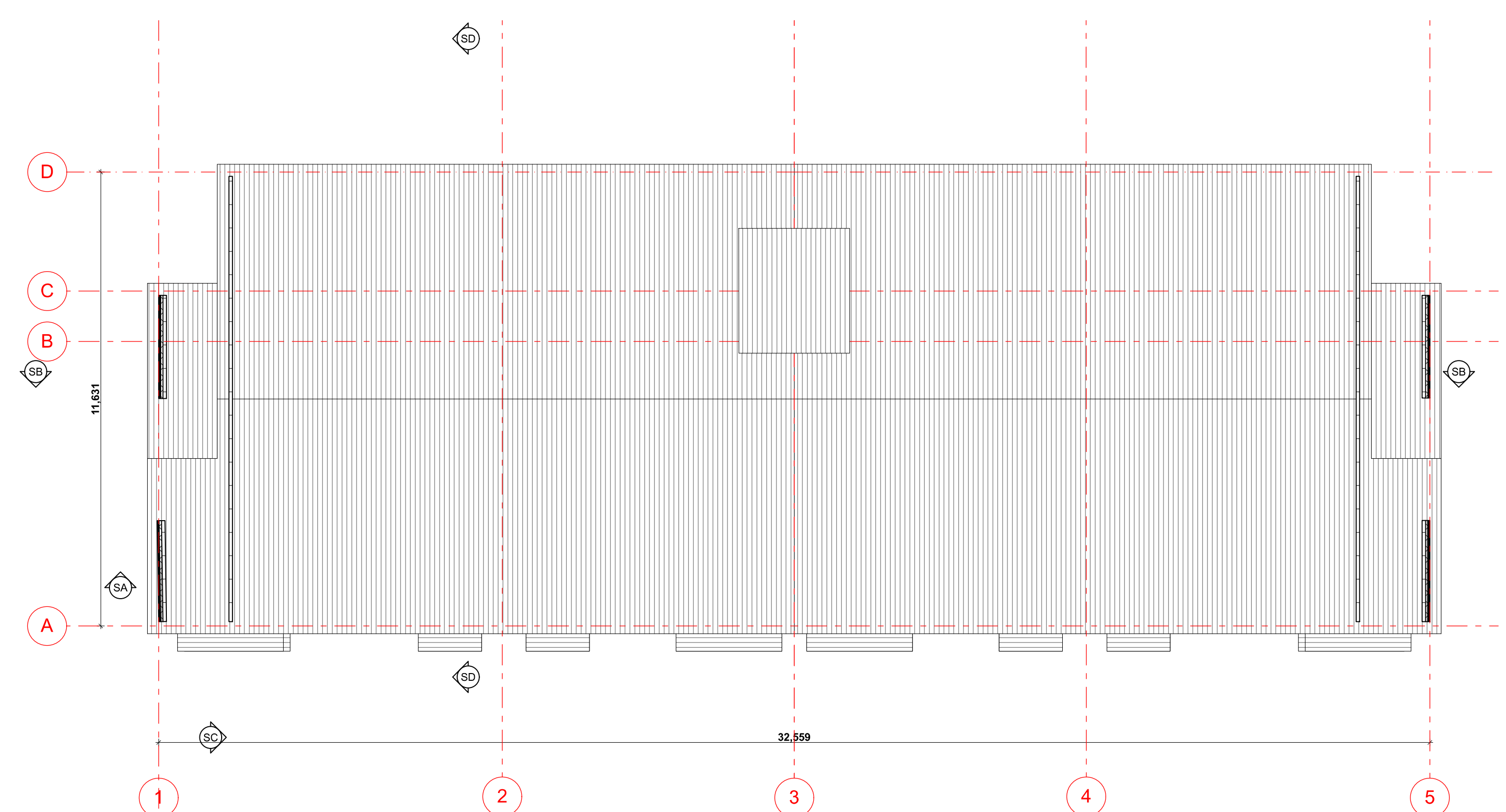
Revised Planning Application

DRAWN	CM	DESIGNED	zz
CHECKED	SM	PRINCIPAL	
DATE	17/06/2026	Principal	
PROJECT No.	620-JAC	DRAWING No.	REV.
Scale as shown - Half Scale @ A3		PL.12	Rev-1

NOTE :
TYPE 2 - BUILDINGS D, E & F



Ground Floor Plan
Scale 1:100



roof
Scale 1:100



(08) 6243 6405
0438420344
urbanize@urbanize.com.au

DATE	REV	REASON FOR ISSUE	BY
17.06.26	Rev-1	Revised Block A1, relocated transformer, revised carparking and staging layout	
08.05.26	-	Revised Planning application	

CONTRACTOR TO CHECK ALL DIMENSIONS & LEVELS ON SITE BEFORE COMMENCING ANY WORK OR PREPARING ANY SHOP DRAWINGS. FIGURED DIMENSIONS TAKE PRECEDENCE OVER MEASUREMENTS MANUALLY SCALED OFF DRAWINGS. LARGE SCALE DWGS TAKE PRECEDENCE OVER SMALLER SCALE DWGS.

78 Apartments
4 Waardong Court, Halls Head, WA 6210

Sheet Name
Type 2 Ground Floor Plan

Revised Planning Application

DRAWN	CM	DESIGNED	zz
CHECKED	SM	PRINCIPAL	
DATE	17/06/2026	Principal	
PROJECT No.	620-JAC	DRAWING No.	REV.
		PL.13	Rev-1

Scale as shown - Half Scale @ A3

NOTE :
TYPE 2 - BUILDINGS D, E & F



Typical 2x1 and 1x1 Floor Plans
Scale 1:50

DOOR & WINDOW SCHEDULE 4 Waardong Court, Halls Head, WA 6210

Sliding Doors - manual operation under a force of not more 110N

Obscure glazing to all wet area windows

Wind Region N2 (to be confirmed)

Rev--

2x1 Bed Unit (Six units per block) Buildings C, D, E, F						
Item	Qty	Dimensions	Orientation	Description	Finish	
Doors Exterior	D1	1	2400h x 900w	L	To suit 2340x870 Entry door	Powder coated aluminium frame, clear glazed
	D3	1	2400h x 950w	R	To suit 2340x870 Single door	Steel frame, solid core door, selected paint finish
Interior Doors	D4	1	2400h x 950w	L	To suit 2340x870 Single door	Steel frame, Flush panel door
	D5	2	2400h x 950w	R	To suit 2340x870 Single door	Steel frame, Flush panel door
	D7	1	2100h x 1500w	R	Closet sliding multipanel door	Steel frame, selected panel door
	D8	1	2100h x 1500w	L	Closet sliding multipanel door	Steel frame, selected panel door
	D9	1	2100h x 2390w	L	Closet sliding multipanel door	Steel frame, selected panel door
Windows	W3	3	1543h x 1450w		Aluminium, sliding window	Powder coated aluminium frame, clear glazed
	W4	2	1372h x 1330w		Aluminium, sliding window	Powder coated aluminium frame, clear glazed
	W8	1	1372h x 2410w		Aluminium, sliding window	Powder coated aluminium frame, clear glazed

1x1 Bed Unit (Six units per block) Buildings C, D, E, F						
Item	Qty	Dimensions	Orientation	Description	Finish	
Doors Exterior	D1	1	2400h x 900w	L	To suit 2340x870 Entry door	Powder coated aluminium frame, clear glazed
	D3	1	2400h x 950w	R	To suit 2340x870 Single door	Steel frame, solid core door, selected paint finish
Interior Doors	D4	1	2400h x 950w	L	To suit 2340x870 Single door	Steel frame, Flush panel door
	D5	1	2400h x 950w	R	To suit 2340x870 Single door	Steel frame, Flush panel door
	D6	1	2400h x 870w	R	Cavity slider 2340x870 Door	Steel frame, Flush panel door
	D9	1	2100h x 2390w	L	Closet sliding multipanel door	Steel frame, selected panel door
	D13	1	2100h x 1838w	L	Closet sliding multipanel door	Steel frame, selected panel door
Windows	W4	1	1372h x 1330w		Aluminium, sliding window	Powder coated aluminium frame, clear glazed
	W5	1	1372h x 2410w		Aluminium, sliding window	Powder coated aluminium frame, clear glazed
	W6	1	1543h x 1570w		Aluminium, sliding window	Powder coated aluminium frame, clear glazed



(08) 6243 6405
0438420344
urbanize@urbanize.com.au

DATE	REV	REASON FOR ISSUE	BY
17.06.26	Rev-1	Revised Block A1, relocated transformer, revised carparking and staging layout	
08.05.26	-	Revised Planning application	

CONTRACTOR TO CHECK ALL DIMENSIONS & LEVELS ON SITE BEFORE COMMENCING ANY WORK OR PREPARING ANY SHOP DRAWINGS. FIGURED DIMENSIONS TAKE PRECEDENCE OVER MEASUREMENTS MANUALLY SCALED OFF DRAWINGS. LARGE SCALE DWGS TAKE PRECEDENCE OVER SMALLER SCALE DWGS.

78 Apartments
4 Waardong Court, Halls Head, WA 6210

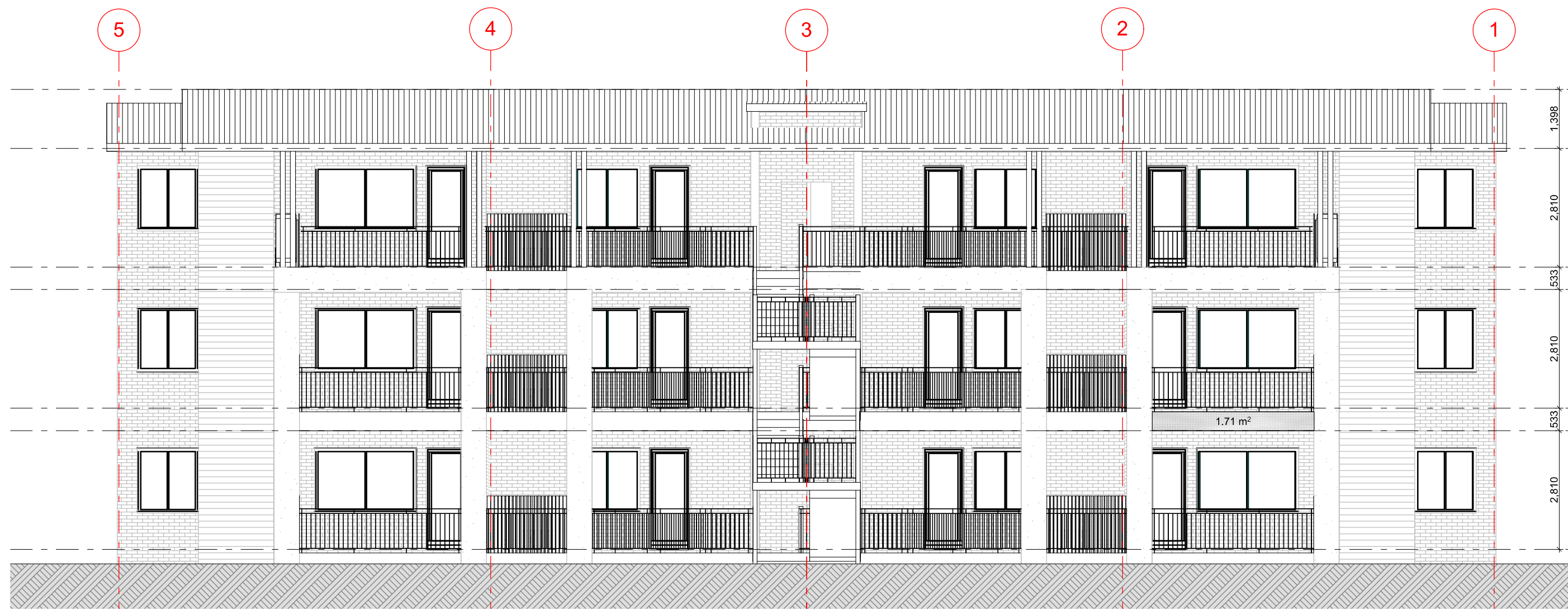
Sheet Name
Type 2 Ground Floor Plan 1:50

Revised Planning Application

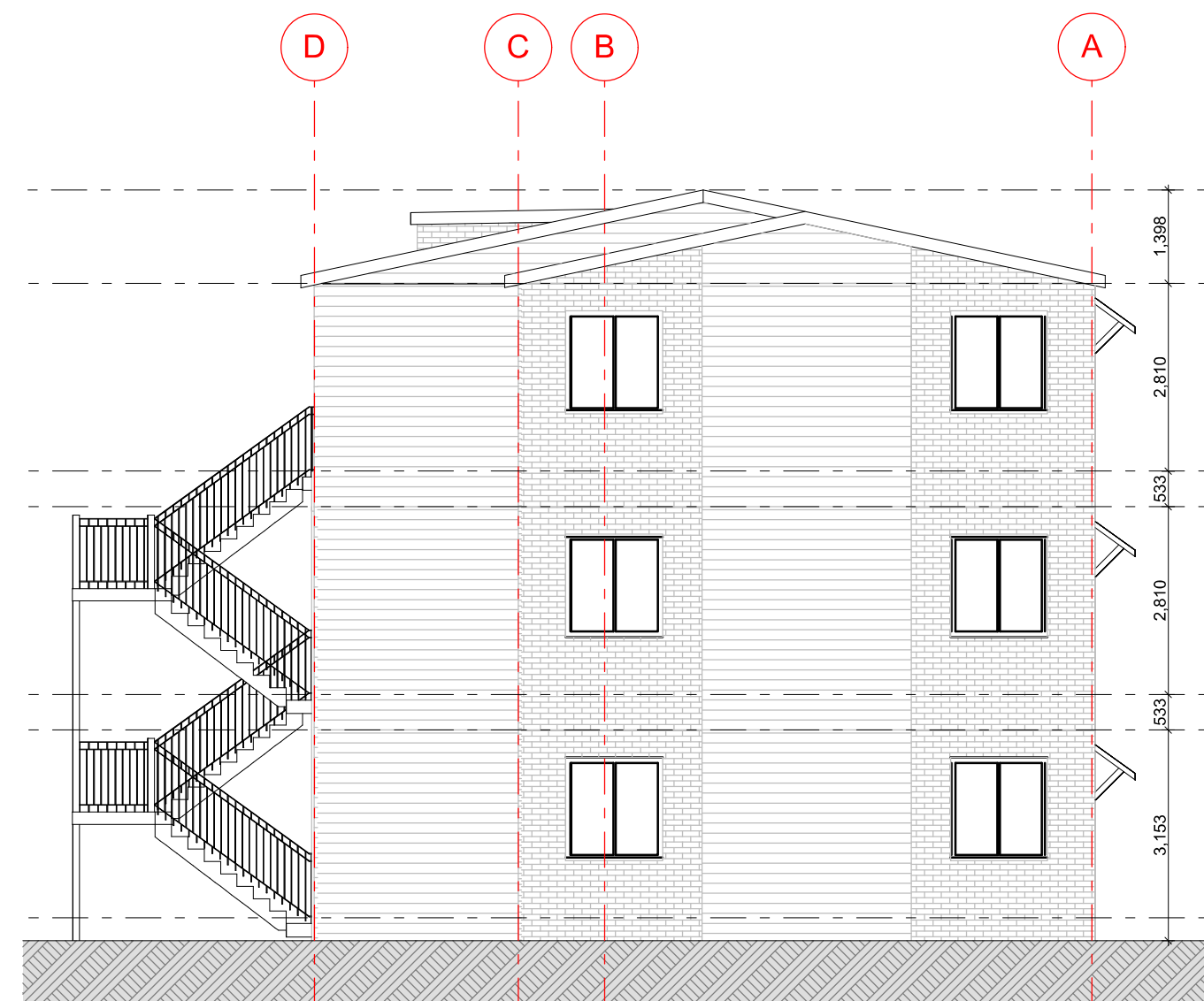
DRAWN	CM	DESIGNED	zz
CHECKED	SM	PRINCIPAL	
DATE	17/06/2026	Principal	
PROJECT No.	620-JAC	DRAWING No.	REV.
Scale as shown - Half Scale @ A3		PL.14	Rev-1



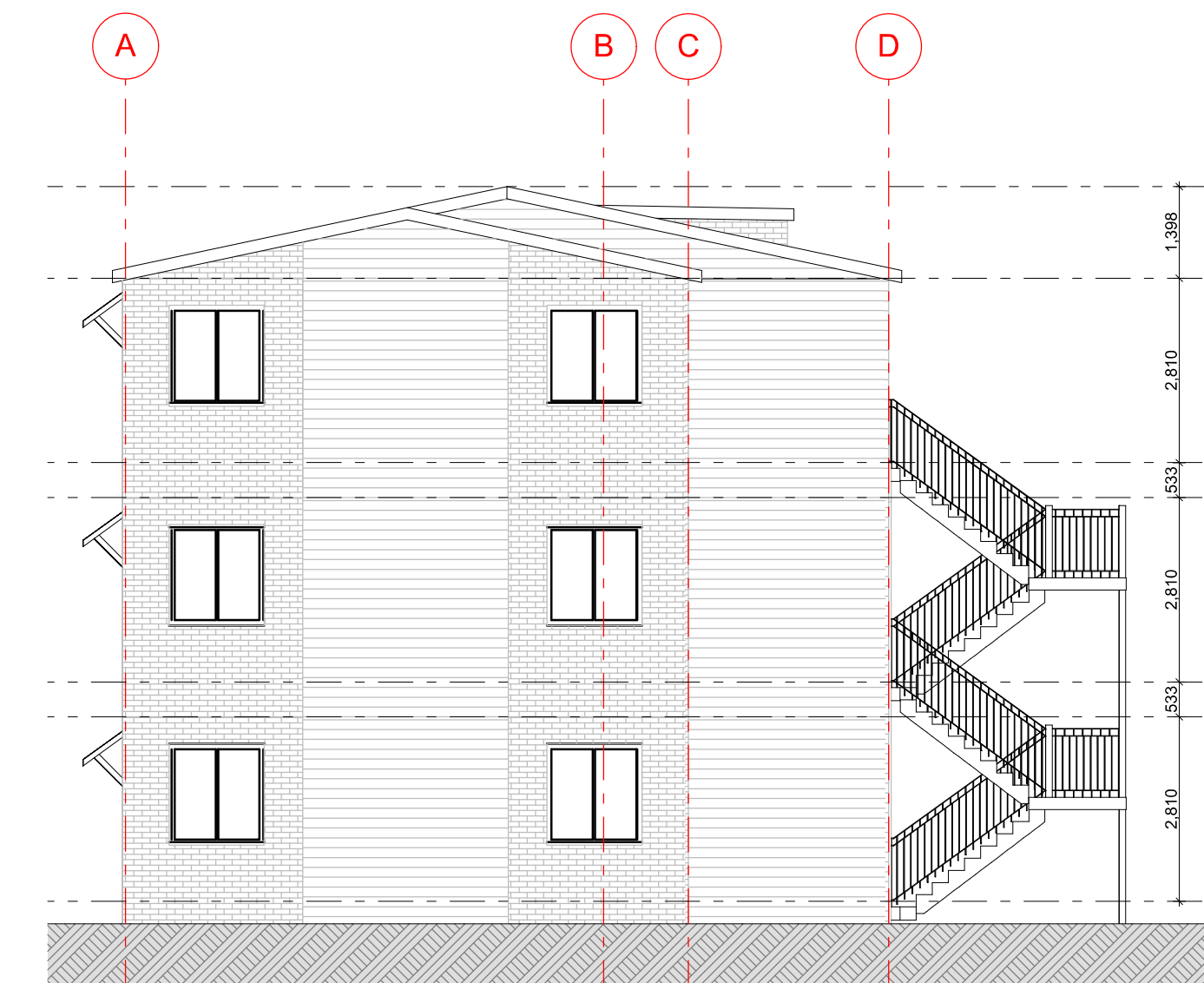
Elevation Rear
Scale 1:100



Elevation Front
Scale 1:100



Elevation Side 1
Scale 1:100



Elevation Side 2
Scale 1:100

NOTE :
TYPE 2 - BUILDINGS D, E & F



(08) 6243 6405
0438420344
urbanize@urbanize.com.au

DATE	REV	REASON FOR ISSUE	BY
17.06.26	Rev-1	Revised Block A1, relocated transformer, revised carparking and staging layout	
08.05.26	-	Revised Planning application	

CONTRACTOR TO CHECK ALL DIMENSIONS & LEVELS ON SITE BEFORE COMMENCING ANY WORK OR PREPARING ANY SHOP DRAWINGS. FIGURED DIMENSIONS TAKE PRECEDENCE OVER MEASUREMENTS MANUALLY SCALED OFF DRAWINGS. LARGE SCALE DWGS TAKE PRECEDENCE OVER SMALLER SCALE DWGS.

78 Apartments
4 Waardong Court, Halls Head, WA 6210

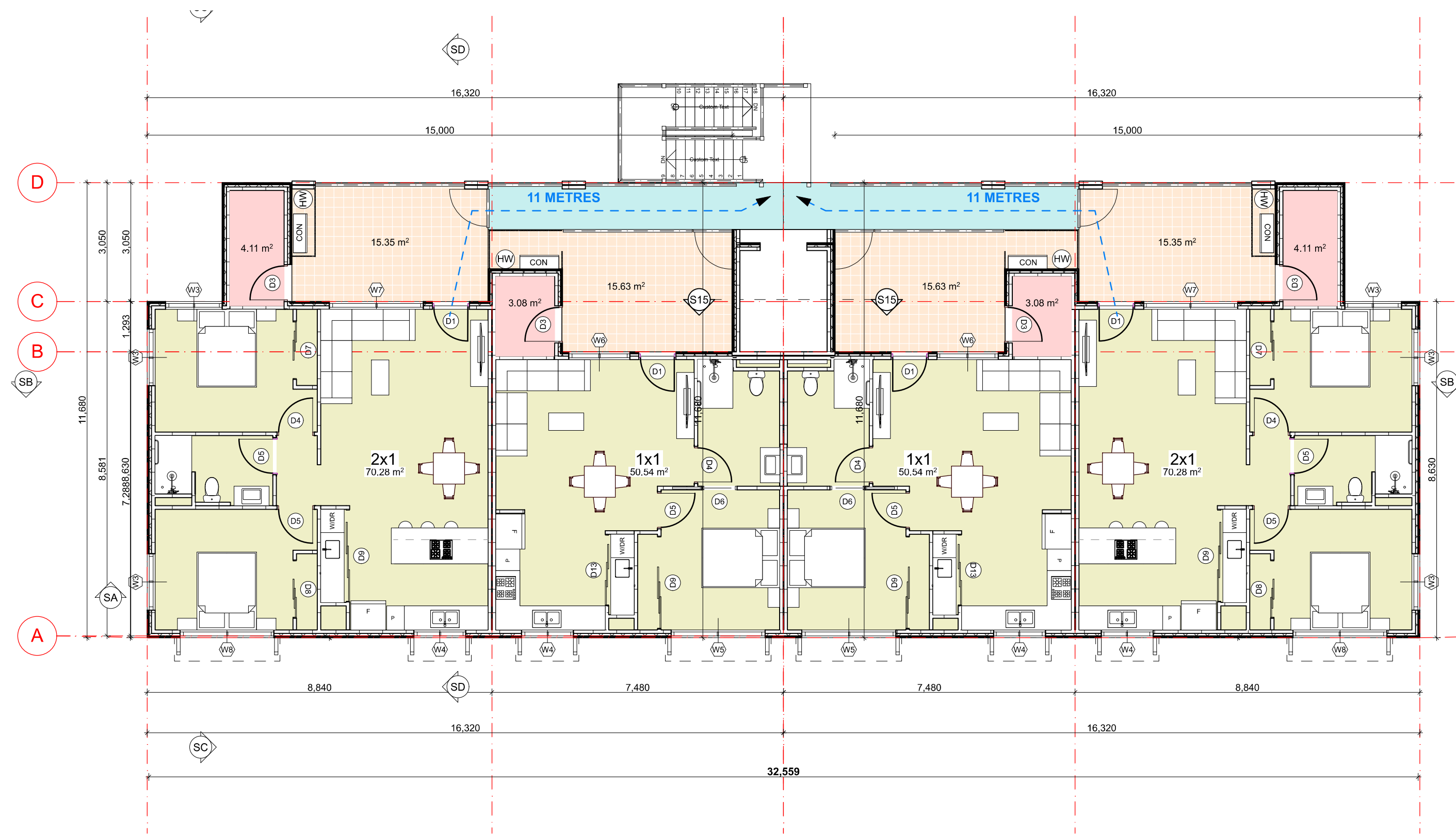
Sheet Name
Type 2 Elevations

Revised Planning Application

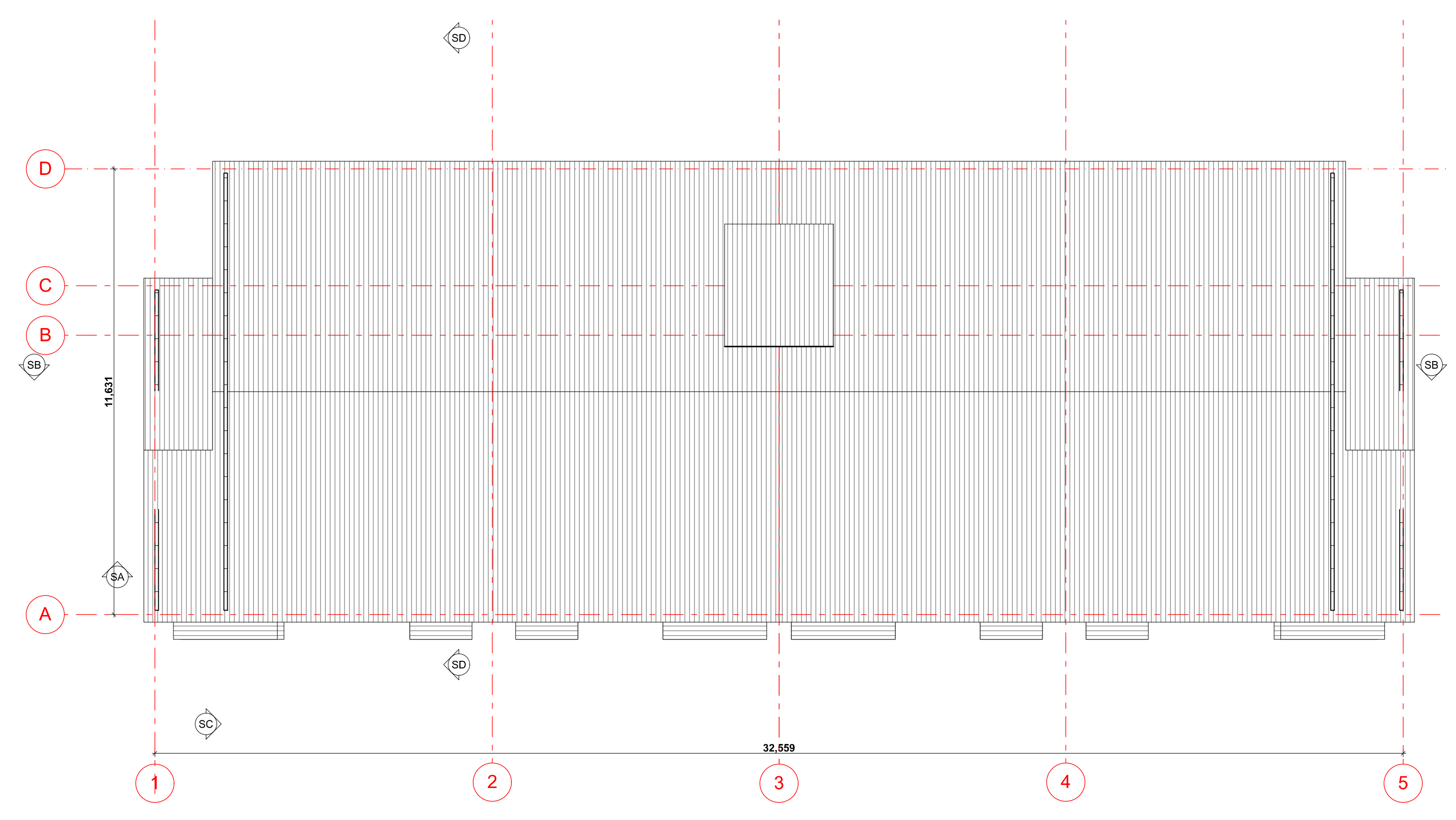
DRAWN	CM	DESIGNED	zz
CHECKED	SM	PRINCIPAL	
DATE	17/06/2026	Principal	
PROJECT No.	620-JAC	DRAWING No.	REV.
		PL.15	Rev-1

Scale as shown - Half Scale @ A3

NOTE :
TYPE 2a - BUILDING C



Ground Floor Plan
Scale 1:100



roof
Scale 1:100



(08) 6243 6405
0438420344
urbanize@urbanize.com.au

DATE	REV	REASON FOR ISSUE	BY
17.06.26	Rev-1	Revised Block A1, relocated transformer, revised carparking and staging layout	
08.05.26	-	Revised Planning application	

CONTRACTOR TO CHECK ALL DIMENSIONS & LEVELS ON SITE BEFORE COMMENCING ANY WORK OR PREPARING ANY SHOP DRAWINGS. FIGURED DIMENSIONS TAKE PRECEDENCE OVER MEASUREMENTS MANUALLY SCALED OFF DRAWINGS. LARGE SCALE DWGS TAKE PRECEDENCE OVER SMALLER SCALE DWGS.

78 Apartments
4 Waardong Court, Halls Head, WA 6210

Sheet Name
Type 2a Ground Floor Plan

Revised Planning Application

DRAWN	CM	DESIGNED	zz
CHECKED	SM	PRINCIPAL	
DATE	17/06/2026	Principal	
PROJECT No.	620-JAC	DRAWING No.	REV.
		PL.16	Rev-1

Scale as shown - Half Scale @ A3

NOTE :
TYPE 2a - BUILDING C

DOOR & WINDOW SCHEDULE 4 Waardong Court, Halls Head, WA 6210

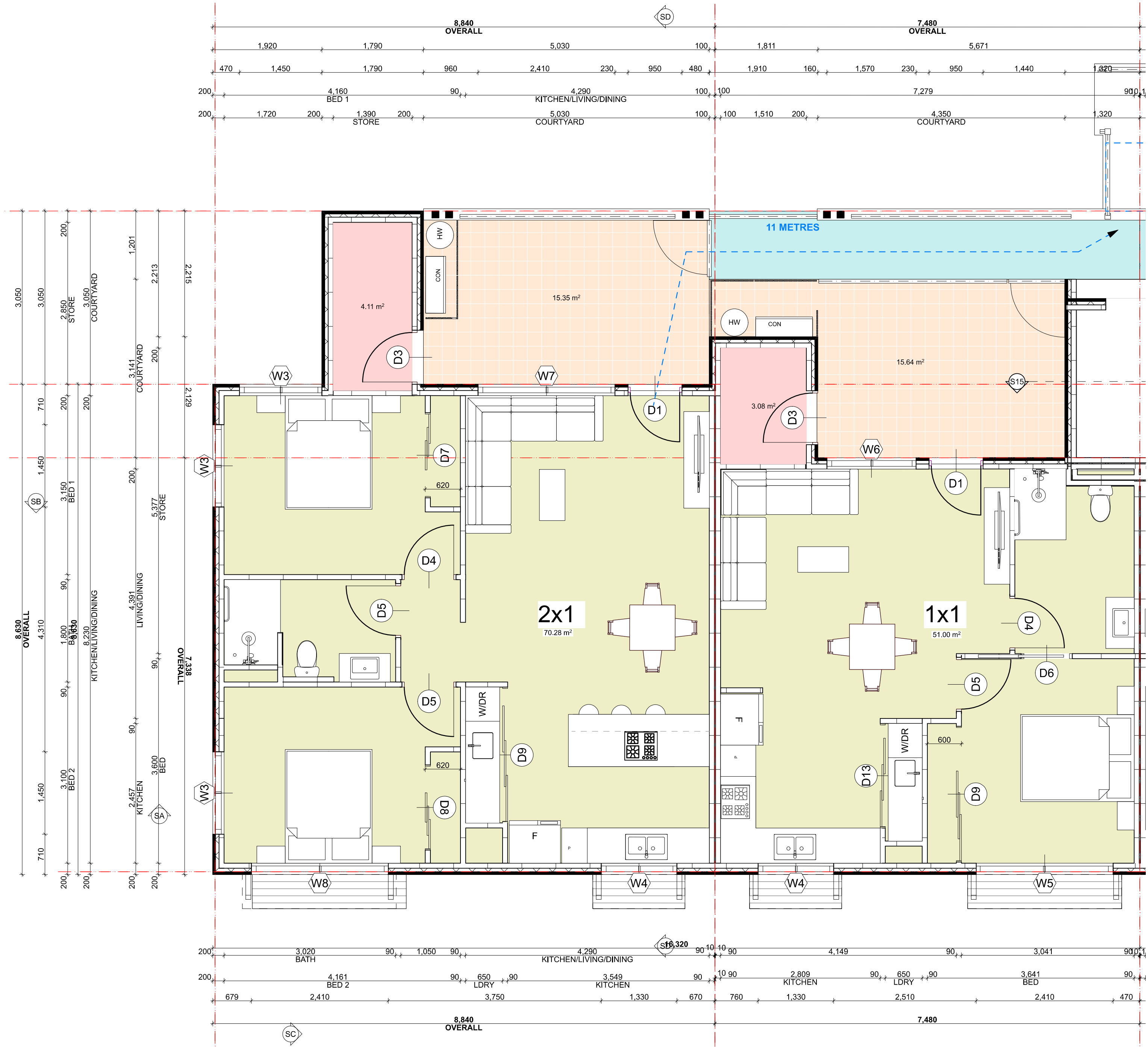
Sliding Doors - manual operation under a force of not more 110N
Obscure glazing to all wet area windows

Wind Region N2 (to be confirmed)

Rev--

2x1 Bed Unit		(Six units per block)			Buildings C, D, E, F	
Item	Qty	Dimensions	Orientation	Description	Finish	
Doors Exterior	D1	1	2400h x 900w	L	To suit 2340x870 Entry door	Powder coated aluminium frame, clear glazed
	D3	1	2400h x 950w	R	To suit 2340x870 Single door	Steel frame, solid core door, selected paint finish
Interior Doors	D4	1	2400h x 950w	L	To suit 2340x870 Single door	Steel frame, Flush panel door
	D5	2	2400h x 950w	R	To suit 2340x870 Single door	Steel frame, Flush panel door
	D7	1	2100h x 1500w	R	Closet sliding multipanel door	Steel frame, selected panel door
	D8	1	2100h x 1500w	L	Closet sliding multipanel door	Steel frame, selected panel door
	D9	1	2100h x 2390w	L	Closet sliding multipanel door	Steel frame, selected panel door
Windows	W3	3	1543h x 1450w		Aluminium, sliding window	Powder coated aluminium frame, clear glazed
	W4	2	1372h x 1330w		Aluminium, sliding window	Powder coated aluminium frame, clear glazed
	W8	1	1372h x 2410w		Aluminium, sliding window	Powder coated aluminium frame, clear glazed

1x1 Bed Unit		(Six units per block)			Buildings C, D, E, F	
Item	Qty	Dimensions	Orientation	Description	Finish	
Doors Exterior	D1	1	2400h x 900w	L	To suit 2340x870 Entry door	Powder coated aluminium frame, clear glazed
	D3	1	2400h x 950w	R	To suit 2340x870 Single door	Steel frame, solid core door, selected paint finish
Interior Doors	D4	1	2400h x 950w	L	To suit 2340x870 Single door	Steel frame, Flush panel door
	D5	1	2400h x 950w	R	To suit 2340x870 Single door	Steel frame, Flush panel door
	D6	1	2400h x 870w	R	Cavity slider 2340x870 Door	Steel frame, Flush panel door
	D9	1	2100h x 2390w	L	Closet sliding multipanel door	Steel frame, selected panel door
	D13	1	2100h x 1838w	L	Closet sliding multipanel door	Steel frame, selected panel door
Windows	W4	1	1372h x 1330w		Aluminium, sliding window	Powder coated aluminium frame, clear glazed
	W5	1	1372h x 2410w		Aluminium, sliding window	Powder coated aluminium frame, clear glazed
	W6	1	1543h x 1570w		Aluminium, sliding window	Powder coated aluminium frame, clear glazed



Typical 2x1 and 1x1 Floor Plans
Scale 1:50



(08) 6243 6405
0438420344
urbanize@urbanize.com.au

DATE	REV	REASON FOR ISSUE	BY
17.06.26	Rev-1	Revised Block A1, relocated transformer, revised carparking and staging layout	
08.05.26	-	Revised Planning application	

CONTRACTOR TO CHECK ALL DIMENSIONS & LEVELS ON SITE BEFORE COMMENCING ANY WORK OR PREPARING ANY SHOP DRAWINGS. FIGURED DIMENSIONS TAKE PRECEDENCE OVER MEASUREMENTS MANUALLY SCALED OFF DRAWINGS. LARGE SCALE DWGS TAKE PRECEDENCE OVER SMALLER SCALE DWGS.

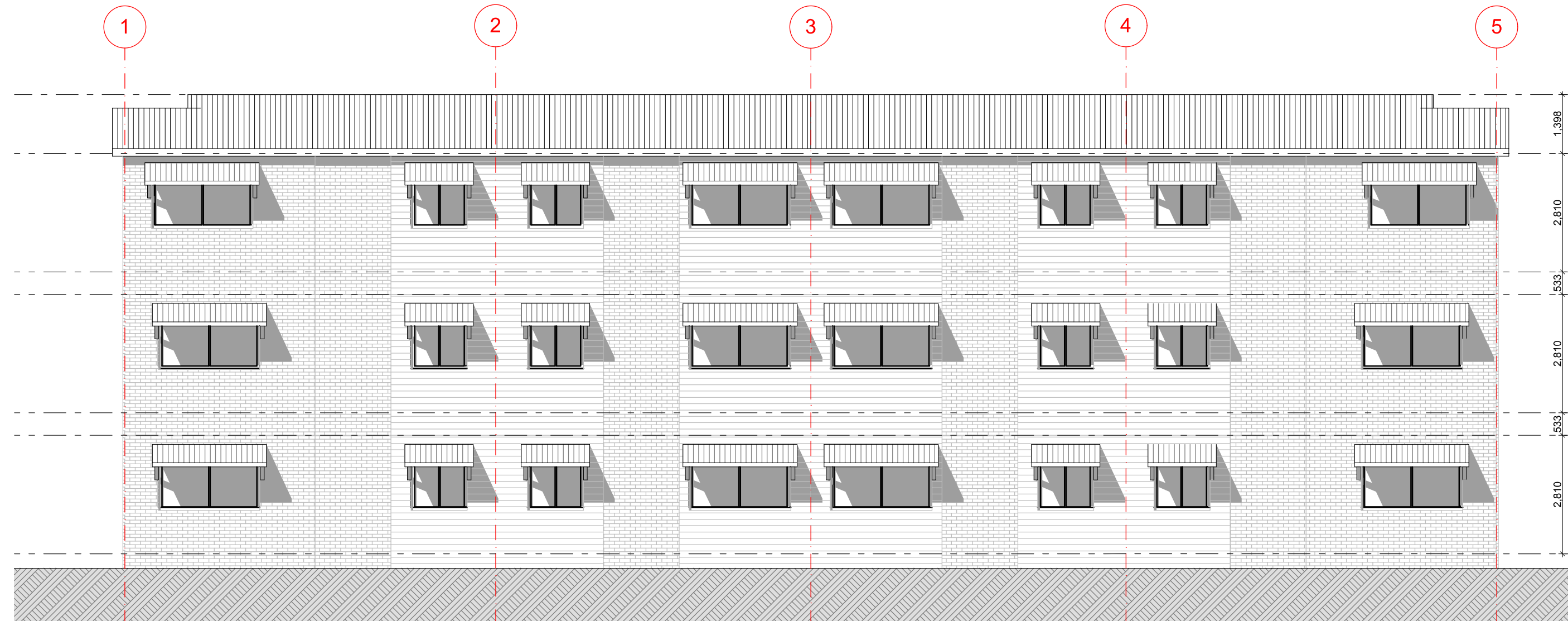
78 Apartments
4 Waardong Court, Halls Head, WA 6210

Sheet Name
Type 2a Ground Floor Plan 1:50

Revised Planning Application

DRAWN	CM	DESIGNED	zz
CHECKED	SM	PRINCIPAL	
DATE	17/06/2026	Principal	
PROJECT No.	620-JAC	DRAWING No.	REV.
		PL.17	Rev-1

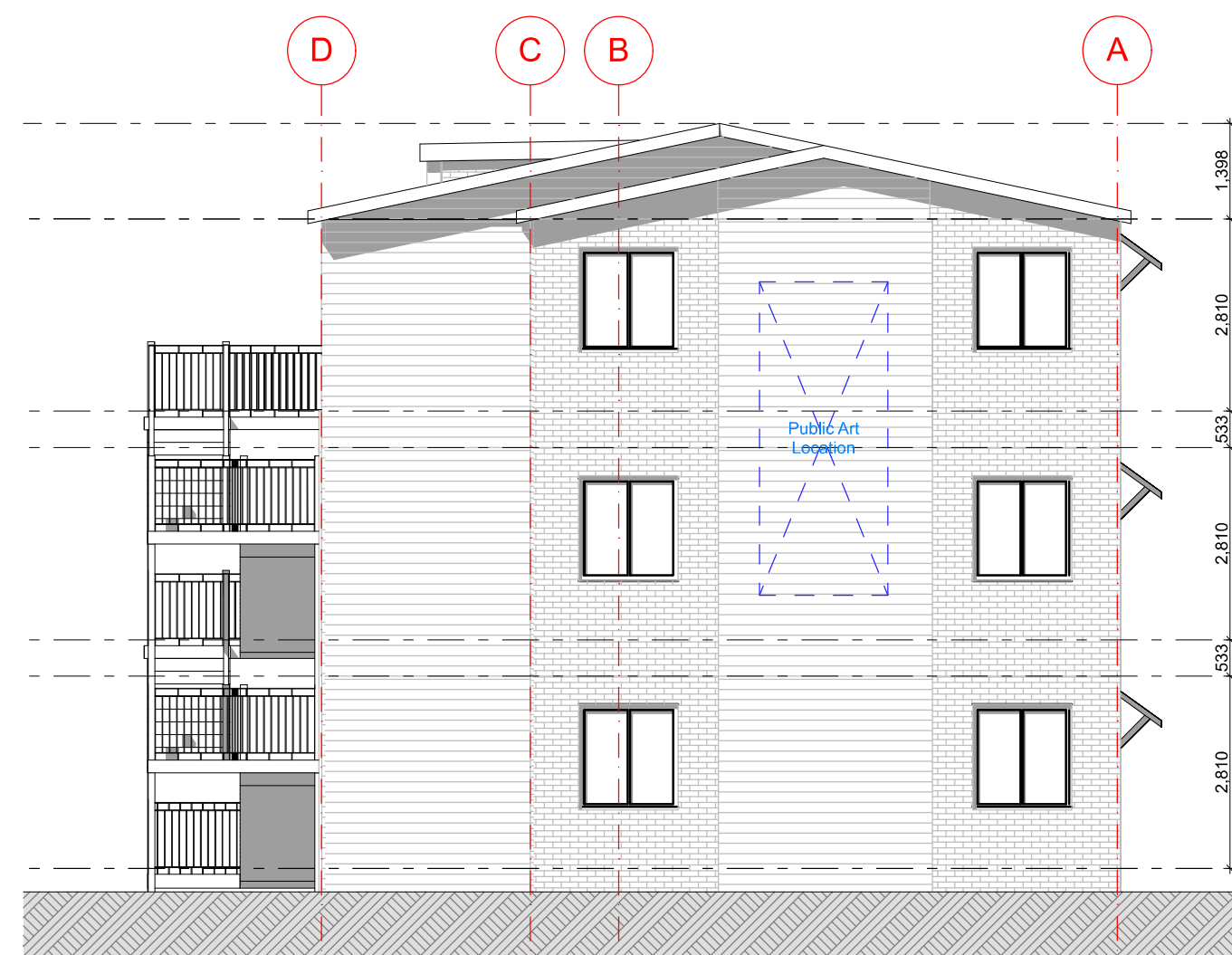
Scale as shown - Half Scale @ A3



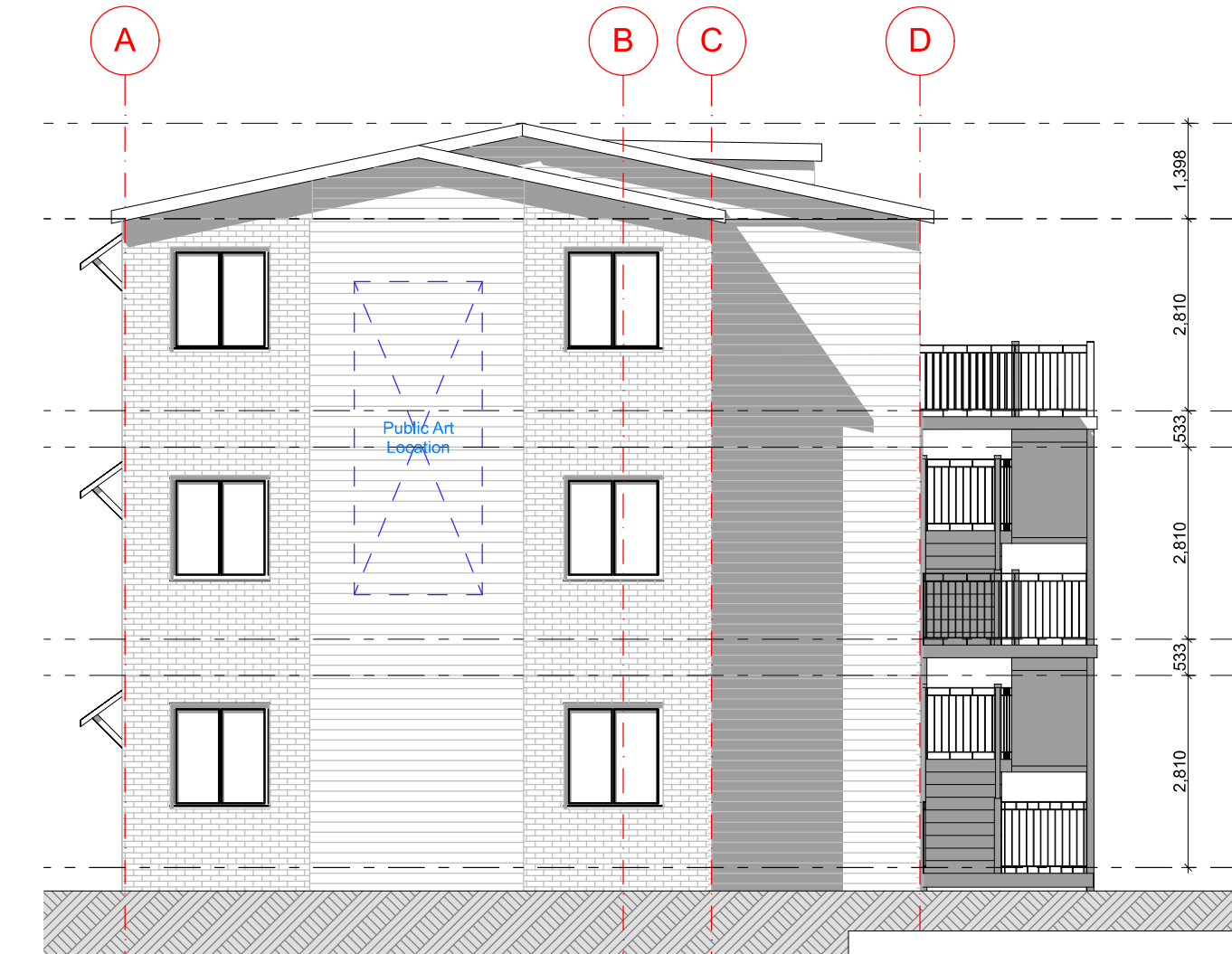
Elevation 1
Scale 1:100



Elevation 3
Scale 1:100



Elevation 2
Scale 1:100



Elevation 4
Scale 1:100

NOTE :
TYPE 2a - BUILDING C

URBANIZE

(08) 6243 6405
0438420344
urbanize@urbanize.com.au

DATE	REV	REASON FOR ISSUE	BY
17.06.26	Rev-1	Revised Block A1, relocated transformer, revised carparking and staging layout	
08.05.26	-	Revised Planning application	

CONTRACTOR TO CHECK ALL DIMENSIONS & LEVELS ON SITE BEFORE COMMENCING ANY WORK OR PREPARING ANY SHOP DRAWINGS. FIGURED DIMENSIONS TAKE PRECEDENCE OVER MEASUREMENTS MANUALLY SCALED OFF DRAWINGS. LARGE SCALE DWGS TAKE PRECEDENCE OVER SMALLER SCALE DWGS.

78 Apartments
4 Waardong Court, Halls Head, WA 6210
Sheet Name
Type 2a Elevations

Revised Planning Application

DRAWN	CM	DESIGNED	zz
CHECKED	SM	PRINCIPAL	
DATE	17/06/2026	Principal	
PROJECT No.	620-JAC	DRAWING No.	REV.
		PL.18	Rev-1

Scale as shown - Half Scale @ A3



Legend		
General waste 240l	31	
Recycling waste 240l	16	
Green waste 240l	8	

Ground waste management
Scale 1:200



(08) 6243 6405
0438420344
urbanize@urbanize.com.au

DATE	REV	REASON FOR ISSUE	BY
17.06.26	Rev-1	Revised Block A1, relocated transformer, revised carparking and staging layout	
08.05.26	-	Revised Planning application	

CONTRACTOR TO CHECK ALL DIMENSIONS & LEVELS ON SITE BEFORE COMMENCING ANY WORK OR PREPARING ANY SHOP DRAWINGS. FIGURED DIMENSIONS TAKE PRECEDENCE OVER MEASUREMENTS MANUALLY SCALED OFF DRAWINGS. LARGE SCALE DWGS TAKE PRECEDENCE OVER SMALLER SCALE DWGS.

78 Apartments
4 Waardong Court, Halls Head, WA 6210

Sheet Name
Waste management

Revised Planning Application

DRAWN	CM	DESIGNED	zz
CHECKED	SM	PRINCIPAL	
DATE	17/06/2026	Principal	
PROJECT No.	620-JAC	DRAWING No.	REV.
		PL.19	Rev-1

Scale as shown - Half Scale @ A3



Retaining and external lighting path
Scale 1:200



(08) 6243 6405
0438420344
urbanize@urbanize.com.au

DATE	REV	REASON FOR ISSUE	BY
17.06.26	Rev-1	Revised Block A1, relocated transformer, revised carparking and staging layout	
08.05.26	-	Revised Planning application	

CONTRACTOR TO CHECK ALL DIMENSIONS & LEVELS ON SITE BEFORE COMMENCING ANY WORK OR PREPARING ANY SHOP DRAWINGS. FIGURED DIMENSIONS TAKE PRECEDENCE OVER MEASUREMENTS MANUALLY SCALED OFF DRAWINGS. LARGE SCALE DWGS TAKE PRECEDENCE OVER SMALLER SCALE DWGS.

78 Apartments
4 Waardong Court, Halls Head, WA 6210

Sheet Name
Retaining wall and fencing

Revised Planning Application

DRAWN	CM	DESIGNED	zz
CHECKED	SM	PRINCIPAL	
DATE	17/06/2026	Principal	
PROJECT No.	620-JAC	DRAWING No.	REV.
		PL.20	Rev-1

Scale as shown - Half Scale @ A3



Ground External lighting plan
Scale 1:200



(08) 6243 6405
0438420344
urbanize@urbanize.com.au

DATE	REV	REASON FOR ISSUE	BY
17.06.26	Rev-1	Revised Block A1, relocated transformer, revised carparking and staging layout	
08.05.26	-	Revised Planning application	

CONTRACTOR TO CHECK ALL DIMENSIONS & LEVELS ON SITE BEFORE COMMENCING ANY WORK OR PREPARING ANY SHOP DRAWINGS. FIGURED DIMENSIONS TAKE PRECEDENCE OVER MEASUREMENTS MANUALLY SCALED OFF DRAWINGS. LARGE SCALE DWGS TAKE PRECEDENCE OVER SMALLER SCALE DWGS.

78 Apartments
4 Waardong Court, Halls Head, WA 6210
Sheet Name
Site Lighting/Art Plan

Revised Planning Application

DRAWN	CM	DESIGNED	zz
CHECKED	SM	PRINCIPAL	
DATE	17/06/2026	Principal	
PROJECT No.	620-JAC	DRAWING No.	REV.
		PL.21	Rev-1

Scale as shown - Half Scale @ A3



NUBRICK TRADITIONAL DOMAIN TERRACOTTA



LIMESTONE WALL



NUBRICK TRADITIONAL DOMAIN TERRACOTTA



NUBRICK TRADITIONAL DOMAIN TERRACOTTA - STACK BOND



NUBRICK TRADITIONAL DOMAIN TERRACOTTA



NUBRICK TRADITIONAL DOMAIN TERRACOTTA



SURFMIST COLORBOND STEEL POSTS



INNOVA GREY OAK

DATE	REV	REASON FOR ISSUE	BY
17.06.26	Rev-1	Revised Block A1, relocated transformer, revised carparking and staging layout	
08.05.26	-	Revised Planning application	

CONTRACTOR TO CHECK ALL DIMENSIONS & LEVELS ON SITE BEFORE COMMENCING ANY WORK OR PREPARING ANY SHOP DRAWINGS. FIGURED DIMENSIONS TAKE PRECEDENCE OVER MEASUREMENTS MANUALLY SCALED OFF DRAWINGS. LARGE SCALE DWGS TAKE PRECEDENCE OVER SMALLER SCALE DWGS.


78 Apartments
4 Waardong Court, Halls Head, WA 6210

Sheet Name
Finishes Type 1-1a

Revised Planning Application

DRAWN	CM	DESIGNED	zz
CHECKED	SM	PRINCIPAL	
DATE	17/06/2026	Principal	
PROJECT No.	620-JAC	DRAWING No.	REV.
		PL-22	Rev-1

Scale as shown - Half Scale @ A3



NUBRICK TRADITIONAL ACLAND CREAM




NUBRICK TRADITIONAL ACLAND CREAM



INNOVA WOODGRAIN DARK MAHOGANY



CREAM RENDERCOAT



WHITE RENDERCOAT




INNOVA WOODGRAIN DARK MAHOGANY

SURFMIST COLORBOND STEEL POSTS



NUBRICK TRADITIONAL ACLAND CREAM



NUBRICK TRADITIONAL DOMAIN TERRACOTTA

DATE	REV	REASON FOR ISSUE	BY
17.06.26	Rev-1	Revised Block A1, relocated transformer, revised carparking and staging layout	
08.05.26	-	Revised Planning application	

CONTRACTOR TO CHECK ALL DIMENSIONS & LEVELS ON SITE BEFORE COMMENCING ANY WORK OR PREPARING ANY SHOP DRAWINGS. FIGURED DIMENSIONS TAKE PRECEDENCE OVER MEASUREMENTS MANUALLY SCALED OFF DRAWINGS. LARGE SCALE DWGS TAKE PRECEDENCE OVER SMALLER SCALE DWGS.

78 Apartments
4 Waardong Court, Halls Head, WA 6210

Sheet Name
Finishes Type 2-2a

Revised Planning Application

DRAWN	CM	DESIGNED	zz
CHECKED	SM	PRINCIPAL	
DATE	17/06/2026	Principal	
PROJECT No.	620-JAC	DRAWING No.	REV.
		PL-23	Rev-1

Scale as shown - Half Scale @ A3

